

University of Utah Annual Tuition Review

2025-26 Tuition Setting Process

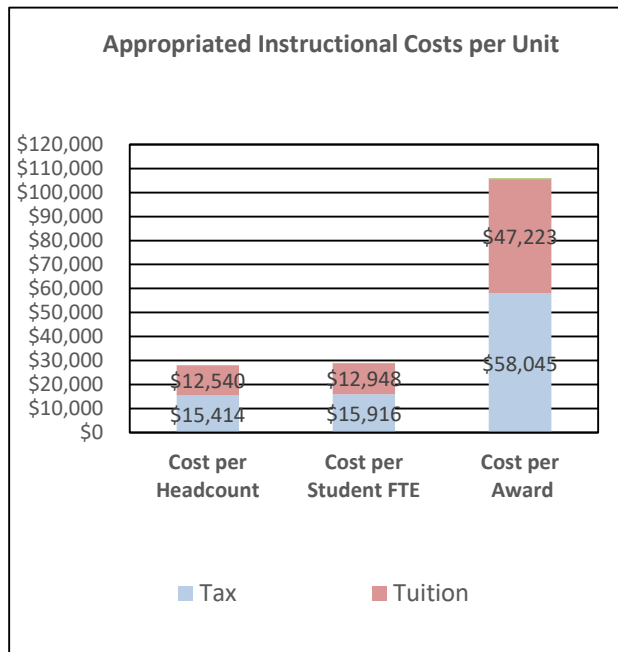
Appropriated Instructional Expenses	2023-24 Actual Expenses	2024-25 Budgeted Expenses
Tax Funds	\$550,728,200	\$485,083,300
Tuition	\$448,052,342	\$448,124,609
Other Funds	\$5,893,800	\$3,243,800
Total Revenues	\$1,004,674,342	\$936,451,709

2023-24 Enrollment and Completion

Fall Headcount	Annualized Student FTE	Total Awards
35,729	34,603	9,488

2023-24 Inflation, Income, and Costs

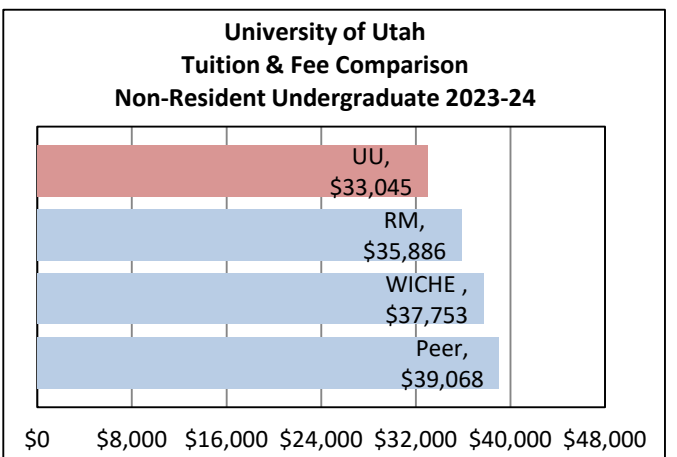

Consumer Price Index	3.3%
Higher Education Price Index	3.4%
Median Household County Income	\$94,658
Average Net Cost	\$13,341

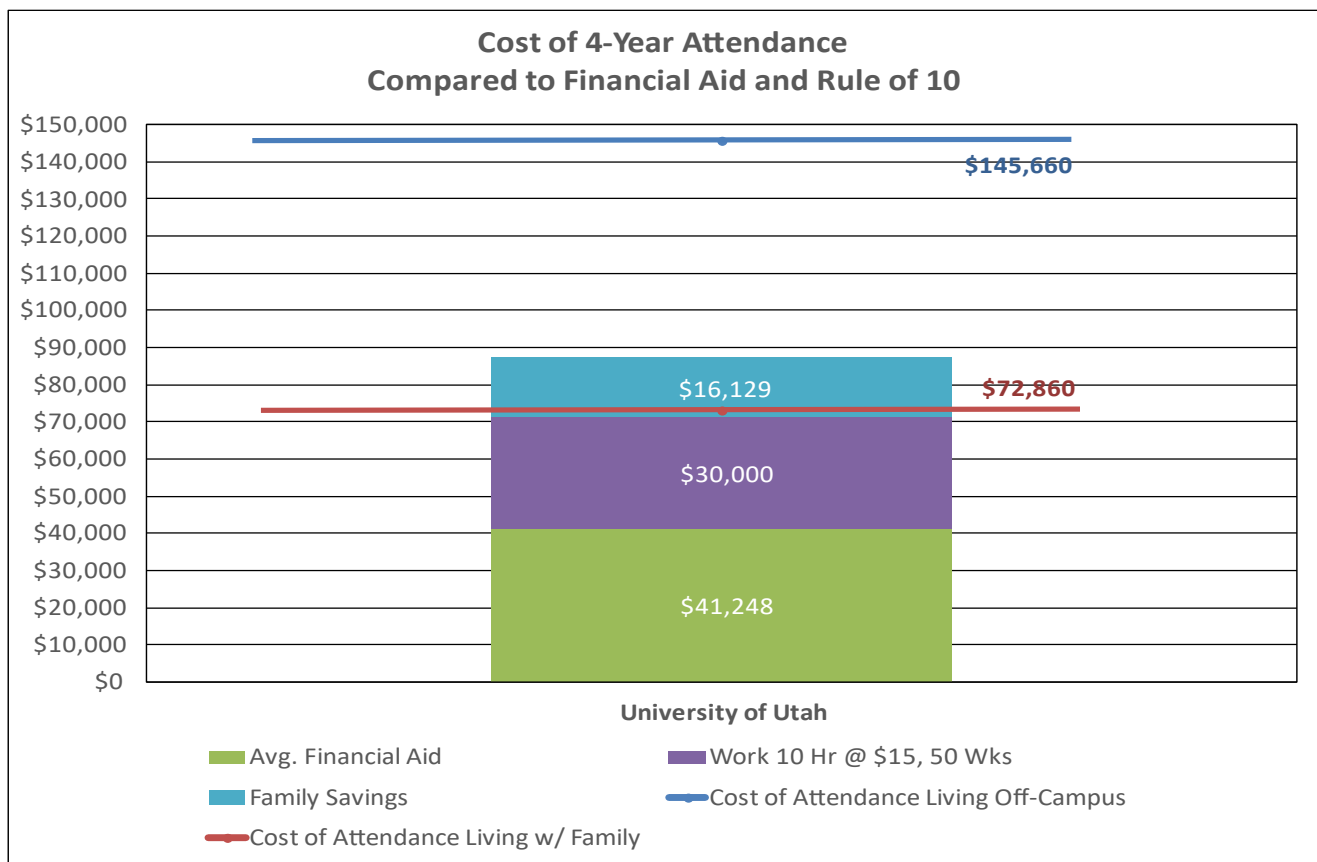


Tuition and Fees	2024-25 Current Tuition & Fees	2025-26 Requested Tuition & Fees
In-State Undergraduate	\$10,625	
Out-of-State Undergrad.	\$34,179	
In-State Graduate	\$10,157	
Out-of-State Graduate	\$32,870	

2022-23 Student Financial Aid

	Number	Average
Any Grant or Scholarship	15,813	\$10,312
Pell Grants	5,297	\$5,044
Federal Student Loans	5,667	\$6,339





Sources and Notes:

- 1) Appropriated Instructional Expenses - A-1 actual and budgeted total tax and tuition appropriations
- 2) Tuition and Fees - Data Book Table 4 two semesters of 15 credit hours
- 3) Enrollment and Completion - Institutional Data Resources dashboard all enrollments and awards
- 4) Inflation, Income, and Costs - CPI, HEPI, U.S. Census income by county, IPEDS net price
- 5) Student Financial Aid - IPEDS student financial aid all students
- 6) Appropriated Instructional Costs per Unit - Calculated based on data in 1 and 3
- 7) Tuition & Fee Comparison - WICHE and College Board surveys
- 8) Financial Aid and Lumina Rule of 10 - Individuals can reasonably afford to contribute 10% of their discretionary income, work 10 hours per week, and save for 10 years.
- 9) R510.5.1 - Tuition Annual Review Board policy

Utah State University Annual Tuition Review

2025-26 Tuition Setting Process

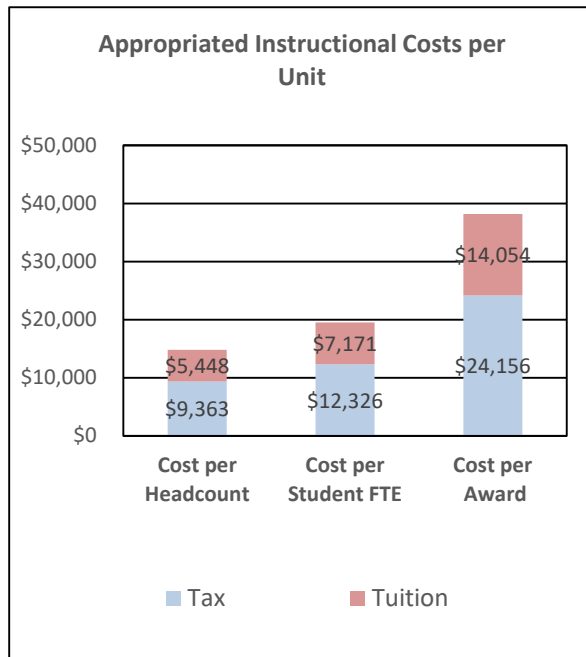
Appropriated Instructional Expenses	2023-24 Actual Expenses	2024-25 Budgeted Expenses
Tax Funds	\$280,599,400	\$287,710,400
Tuition	\$163,256,589	\$165,591,000
Other Funds	\$467,346	\$0
Total Revenues	\$444,323,335	\$453,301,400

2023-24 Enrollment and Completion

Fall Headcount	Annualized Student FTE	Total Awards
29,968	22,765	11,616

2023-24 Inflation, Income, and Costs

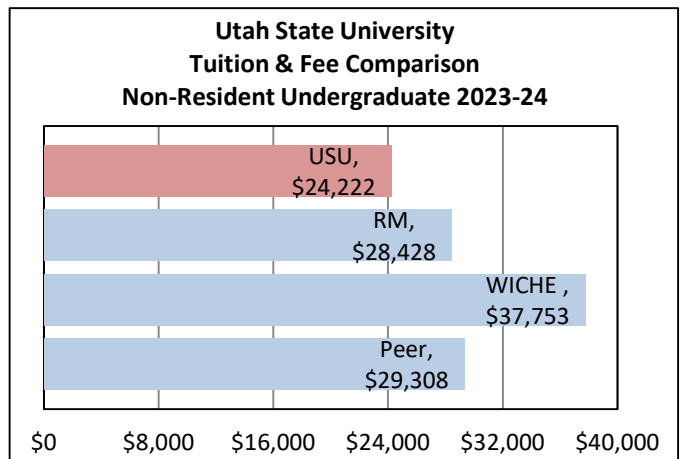
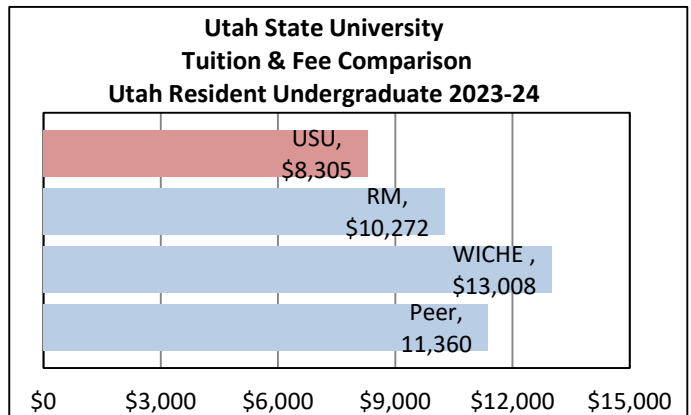
Consumer Price Index	3.3%
Higher Education Price Index	3.4%
Median Household County Income	\$78,292
Average Net Cost	\$15,825

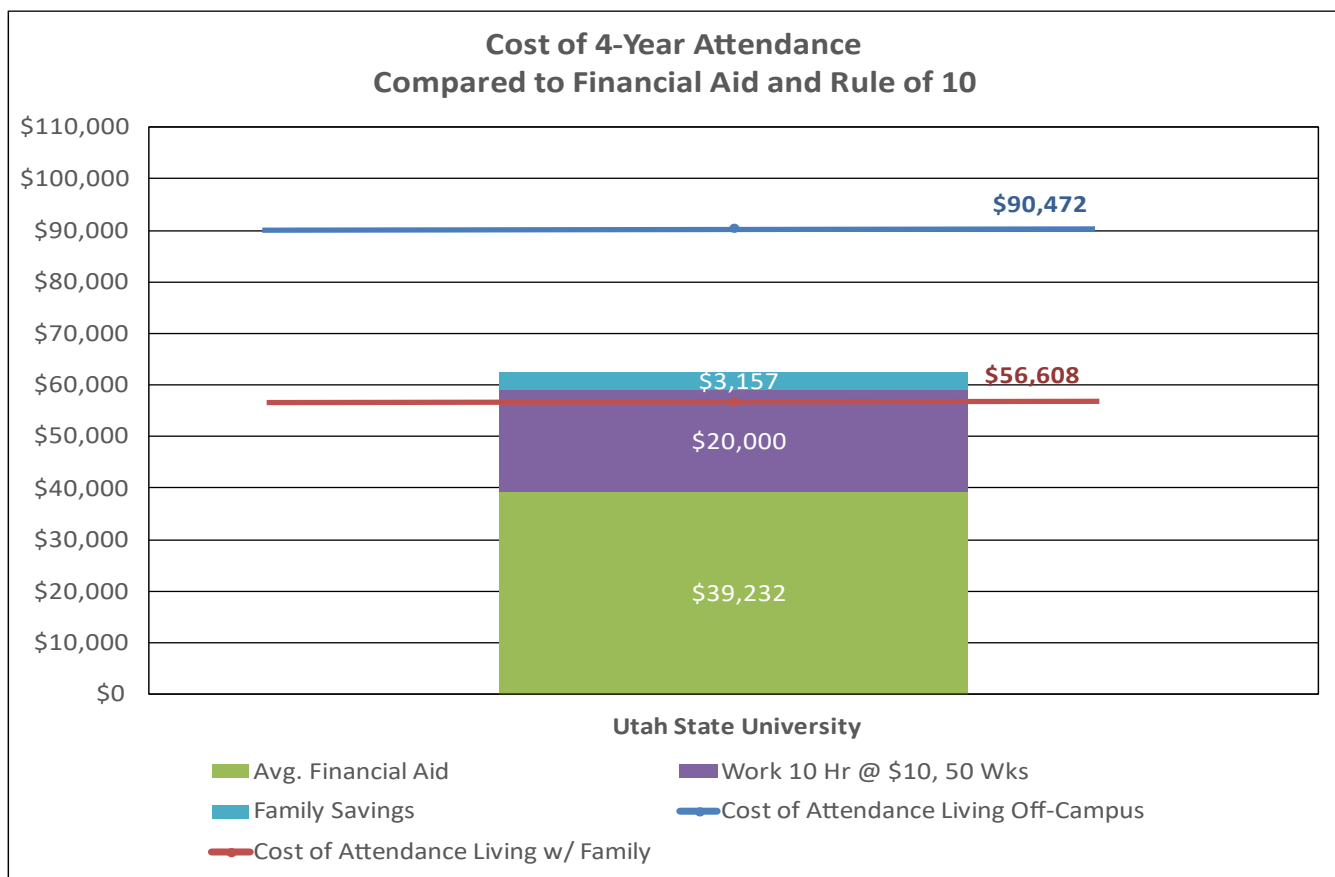


Tuition and Fees	2024-25 Current Tuition & Fees	2025-26 Requested Tuition & Fees
In-State Undergraduate	\$8,560	
Out-of-State Undergrad.	\$24,993	
In-State Graduate	\$9,892	
Out-of-State Graduate	\$31,729	

2022-23 Student Financial Aid

	Number	Average
Any Grant or Scholarship	13,745	\$8,555
Pell Grants	6,379	\$6,819
Federal Student Loans	4,781	\$6,359





Sources and Notes:

- 1) Appropriated Instructional Expenses - A-1 actual and budgeted total tax and tuition appropriations
- 2) Tuition and Fees - Data Book Table 4 two semesters of 15 credit hours
- 3) Enrollment and Completion - Institutional Data Resources dashboard all enrollments and awards
- 4) Inflation, Income, and Costs - CPI, HEPI, U.S. Census income by county, IPEDS net price
- 5) Student Financial Aid - IPEDS student financial aid all students
- 6) Appropriated Instructional Costs per Unit - Calculated based on data in 1 and 3
- 7) Tuition & Fee Comparison - WICHE and College Board surveys
- 8) Financial Aid and Lumina Rule of 10 - Individuals can reasonably afford to contribute 10% of their discretionary income, work 10 hours per week, and save for 10 years.
- 9) R510.5.1 - Tuition Annual Review Board policy

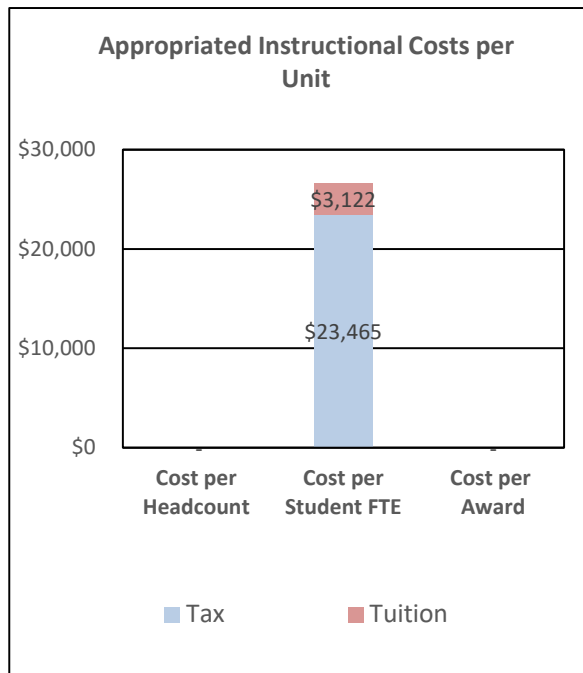
USU Eastern - Technical Education Annual Tuition Review

2025-26 Tuition Setting Process

Appropriated Instructional Expenses	2023-24 Actual Expenses	2024-25 Budgeted Expenses
Tax Funds	\$7,321,000	\$8,003,200
Tuition	\$973,939	\$759,000
Other Funds	\$0	\$0
Total Revenues	\$8,294,939	\$8,762,200

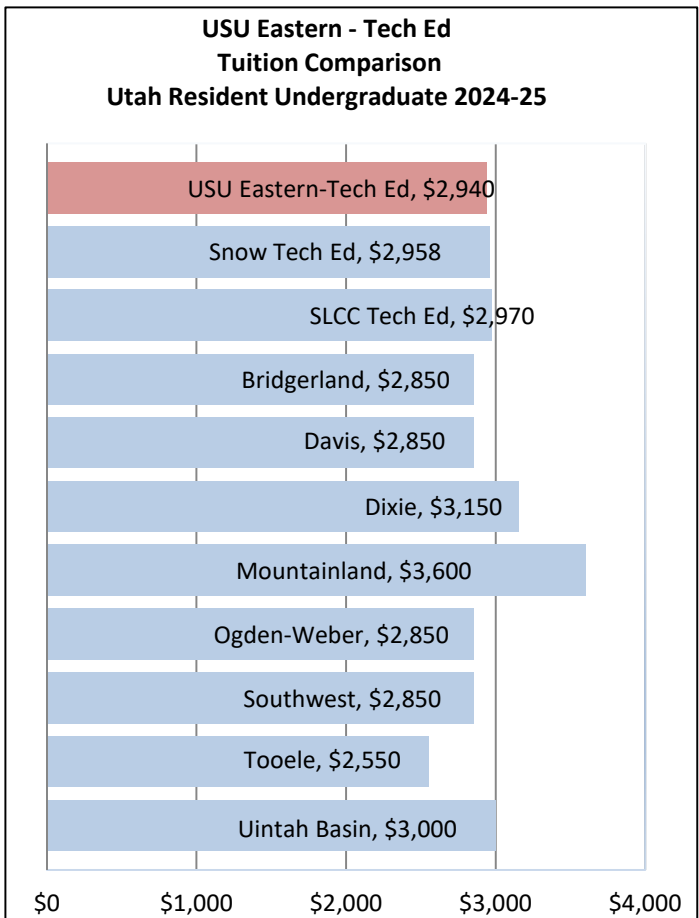
2023-24 Enrollment and Completion		
Headcount	Annualized Student FTE	Total Awards
	312	

2023-24 Inflation, Income, and Costs	
Consumer Price Index	3.3%
Higher Education Price Index	3.4%
Median Household County Income	\$46,947
Average Net Cost	N/A



Tuition and Fees	2023-24 Current Tuition & Fees	2024-25 Requested Tuition & Fees
Undergraduate	\$2,940	\$2,940

2022-23 Student Financial Aid	Number	Average
Any Grant or Scholarship	N/A	N/A
Pell Grants	N/A	N/A
Federal Student Loans	N/A	N/A



Weber State University Annual Tuition Review

2025-26 Tuition Setting Process

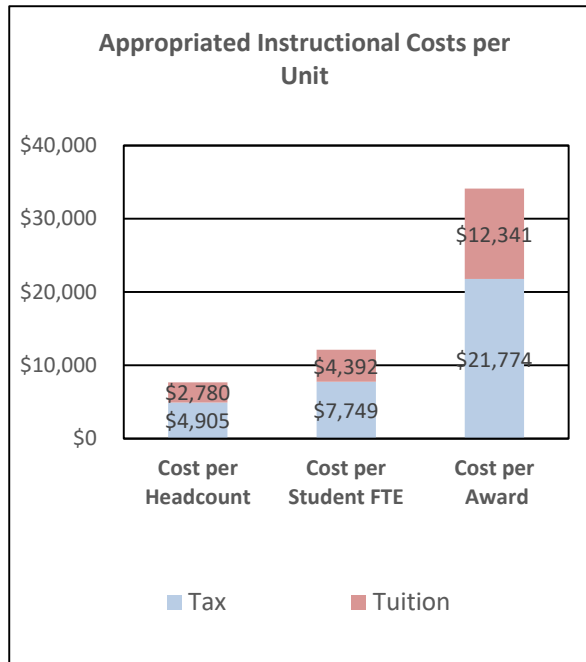
Appropriated Instructional Expenses	2023-24 Actual Expenses	2024-25 Budgeted Expenses
Tax Funds	\$150,568,400	\$141,810,900
Tuition	\$85,335,910	\$88,738,009
Other Funds	\$0	\$0
Total Revenues	\$235,904,310	\$230,548,909

2023-24 Enrollment and Completion

Fall Headcount	Annualized Student FTE	Total Awards
30,695	19,430	6,915

2023-24 Inflation, Income, and Costs


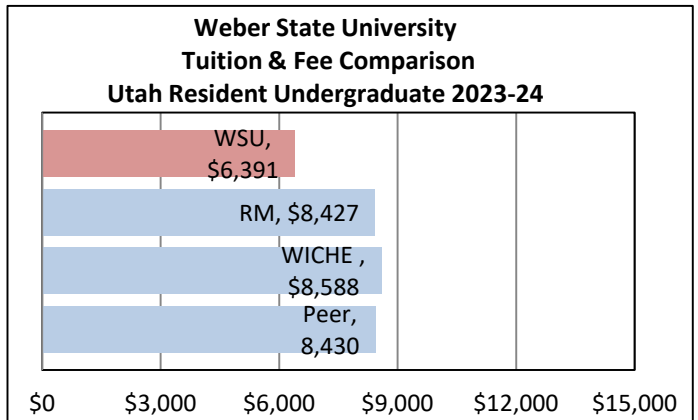
Consumer Price Index	3.3%
Higher Education Price Index	3.4%
Median Household County Income	\$87,083
Average Net Cost	\$11,572

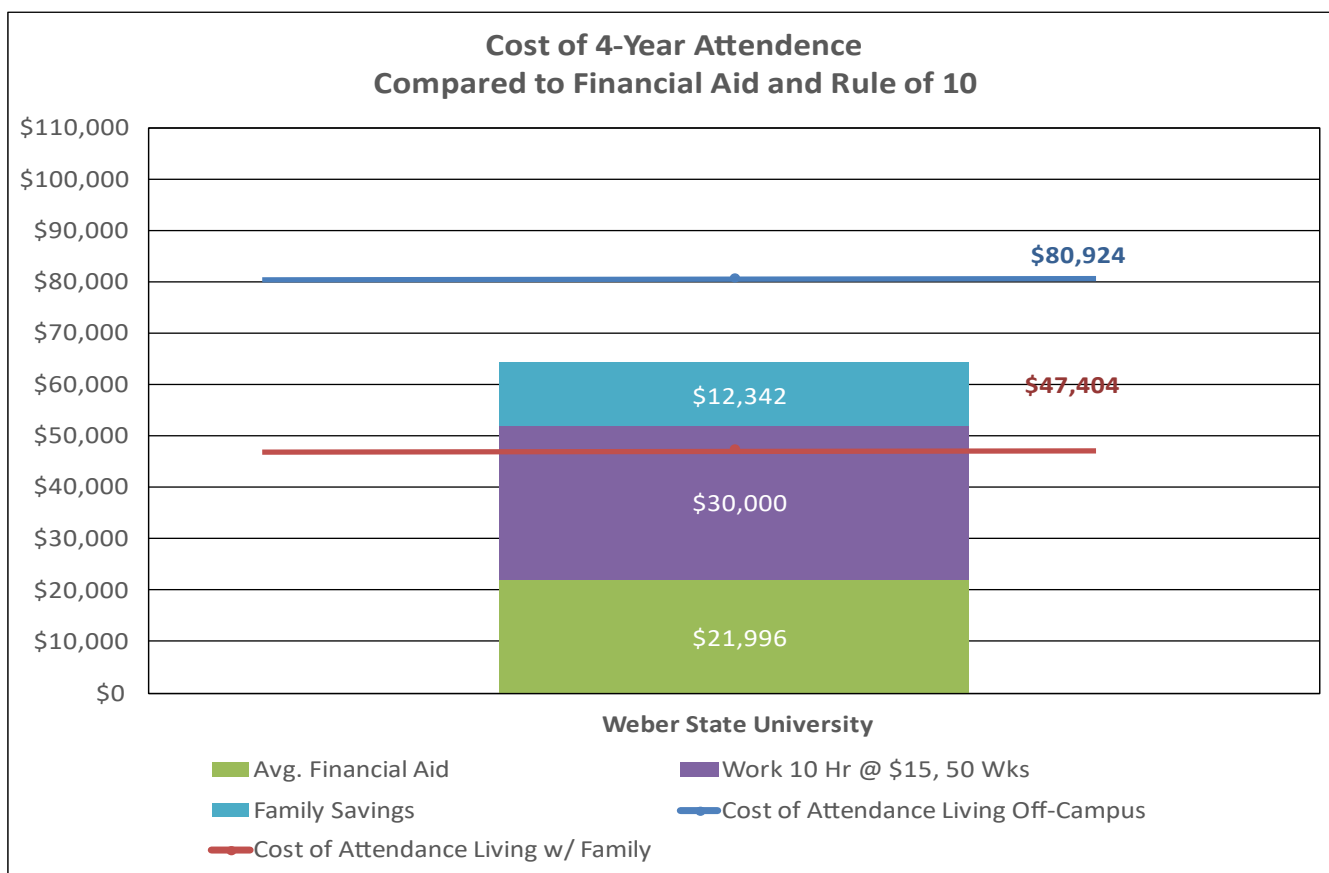


Tuition and Fees	2024-25 Current Tuition & Fees	2025-26 Requested Tuition & Fees
In-State Undergraduate	\$6,557	
Out-of-State Undergrad.	\$17,545	
In-State Graduate	\$7,119	
Out-of-State Graduate	\$19,206	

2022-23 Student Financial Aid

	Number	Average
Any Grant or Scholarship	9,801	\$5,499
Pell Grants	4,745	\$4,827
Federal Student Loans	3,088	\$6,696





Sources and Notes:

- 1) Appropriated Instructional Expenses - A-1 actual and budgeted total tax and tuition appropriations
- 2) Tuition and Fees - Data Book Table 4 two semesters of 15 credit hours
- 3) Enrollment and Completion - Institutional Data Resources dashboard all enrollments and awards
- 4) Inflation, Income, and Costs - CPI, HEPI, U.S. Census income by county, IPEDS net price
- 5) Student Financial Aid - IPEDS student financial aid all students
- 6) Appropriated Instructional Costs per Unit - Calculated based on data in 1 and 3
- 7) Tuition & Fee Comparison - WICHE and College Board surveys
- 8) Financial Aid and Lumina Rule of 10 - Individuals can reasonably afford to contribute 10% of their discretionary income, work 10 hours per week, and save for 10 years.
- 9) R510.5.1 - Tuition Annual Review Board policy

Southern Utah University Annual Tuition Review

2025-26 Tuition Setting Process

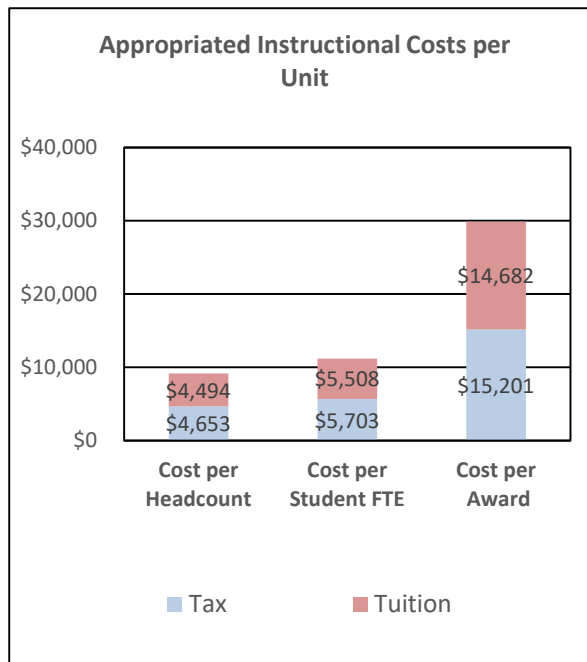
Appropriated Instructional Expenses	2023-24 Actual Expenses	2024-25 Budgeted Expenses
Tax Funds	\$73,162,700	\$80,185,800
Tuition	\$70,663,694	\$72,722,300
Other Funds	\$0	\$0
Total Revenues	\$143,826,394	\$152,908,100

2023-24 Enrollment and Completion

Fall Headcount	Annualized Student FTE	Total Awards
15,724	12,829	4,813

2023-24 Inflation, Income, and Costs



Consumer Price Index	3.3%
Higher Education Price Index	3.4%
Median Household County Income	\$65,527
Average Net Cost	\$12,375

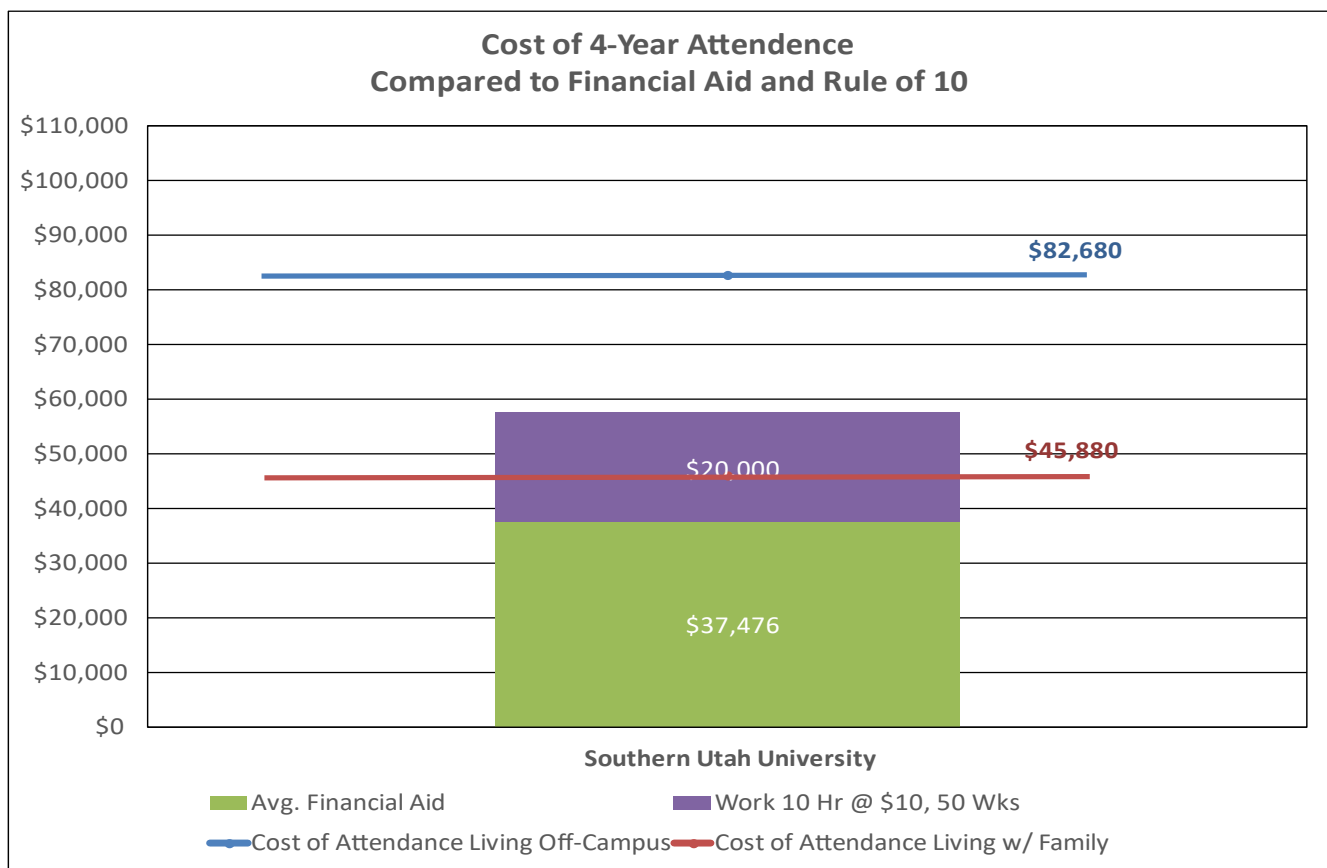


Tuition and Fees	2024-25 Current Tuition & Fees	2025-26 Requested Tuition & Fees
In-State Undergraduate	\$6,962	
Out-of-State Undergrad.	\$21,192	
In-State Graduate	\$8,190	
Out-of-State Graduate	\$25,256	

2022-23 Student Financial Aid

	Number	Average
Any Grant or Scholarship	7,476	\$10,003
Pell Grants	3,062	\$7,530
Federal Student Loans	2,183	\$5,961





Sources and Notes:

- 1) Appropriated Instructional Expenses - A-1 actual and budgeted total tax and tuition appropriations
- 2) Tuition and Fees - Data Book Table 4 two semesters of 15 credit hours
- 3) Enrollment and Completion - Institutional Data Resources dashboard all enrollments and awards
- 4) Inflation, Income, and Costs - CPI, HEPI, U.S. Census income by county, IPEDS net price
- 5) Student Financial Aid - IPEDS student financial aid all students
- 6) Appropriated Instructional Costs per Unit - Calculated based on data in 1 and 3
- 7) Tuition & Fee Comparison - WICHE and College Board surveys
- 8) Financial Aid and Lumina Rule of 10 - Individuals can reasonably afford to contribute 10% of their discretionary income, work 10 hours per week, and save for 10 years.
- 9) R510.5.1 - Tuition Annual Review Board policy
- 10) No expected family savings due to low median income levels

Snow College Annual Tuition Review

2025-26 Tuition Setting Process

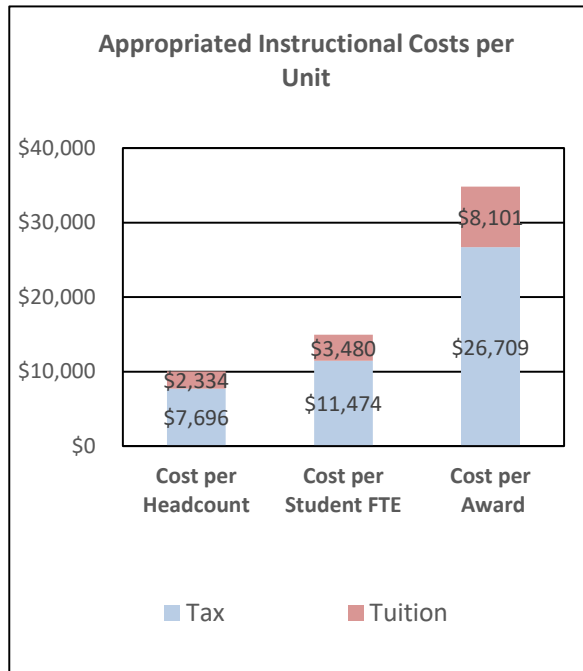
Appropriated Instructional Expenses	2023-24 Actual Expenses	2024-25 Budgeted Expenses
Tax Funds	\$41,718,700	\$43,049,100
Tuition	\$12,653,144	\$12,607,200
Other Funds	\$0	\$0
Total Revenues	\$54,371,844	\$55,656,300

2023-24 Enrollment and Completion

Fall Headcount	Annualized Student FTE	Total Awards
5,421	3,636	1,562

2023-24 Inflation, Income, and Costs



Consumer Price Index	3.3%
Higher Education Price Index	3.4%
Median Household County Income	\$67,459
Average Net Cost	\$7,258

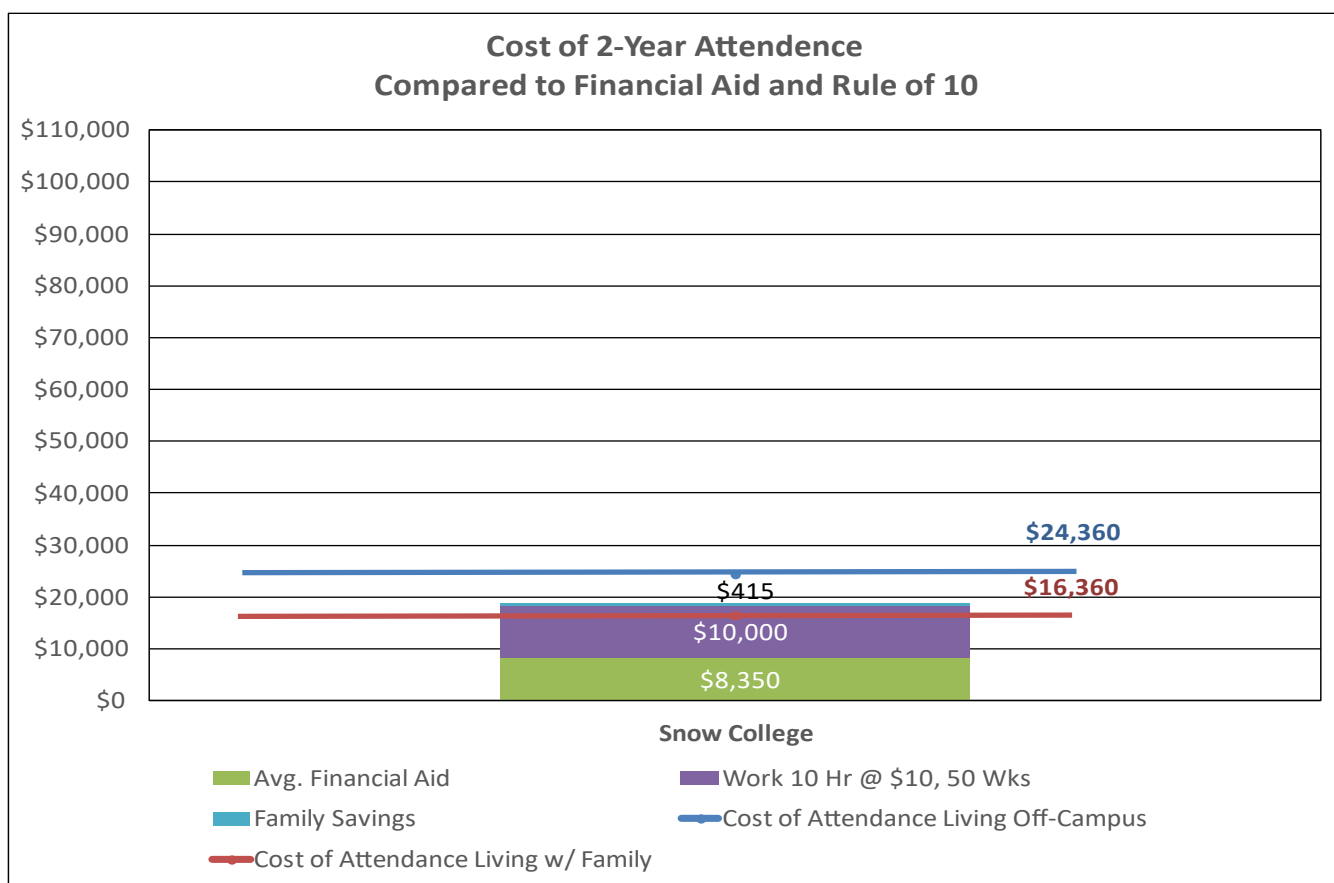


Tuition and Fees	2024-25 Current Tuition & Fees	2025-26 Requested Tuition & Fees
In-State Undergraduate	\$4,338	
Out-of-State Undergrad.	\$14,288	

2022-23 Student Financial Aid

	Number	Average
Any Grant or Scholarship	2,493	\$5,988
Pell Grants	1,252	\$8,367
Federal Student Loans	746	\$5,539





Sources and Notes:

- 1) Appropriated Instructional Expenses - A-1 actual and budgeted total tax and tuition appropriations
- 2) Tuition and Fees - Data Book Table 4 two semesters of 15 credit hours
- 3) Enrollment and Completion - Institutional Data Resources dashboard all enrollments and awards
- 4) Inflation, Income, and Costs - CPI, HEPI, U.S. Census income by county, IPEDS net price
- 5) Student Financial Aid - IPEDS student financial aid all students
- 6) Appropriated Instructional Costs per Unit - Calculated based on data in 1 and 3
- 7) Tuition & Fee Comparison - WICHE and College Board surveys
- 8) Financial Aid and Lumina Rule of 10 - Individuals can reasonably afford to contribute 10% of their discretionary income, work 10 hours per week, and save for 10 years.
- 9) R510.5.1 - Tuition Annual Review Board policy

Snow College - Technical Education Annual Tuition Review

2025-26 Tuition Setting Process

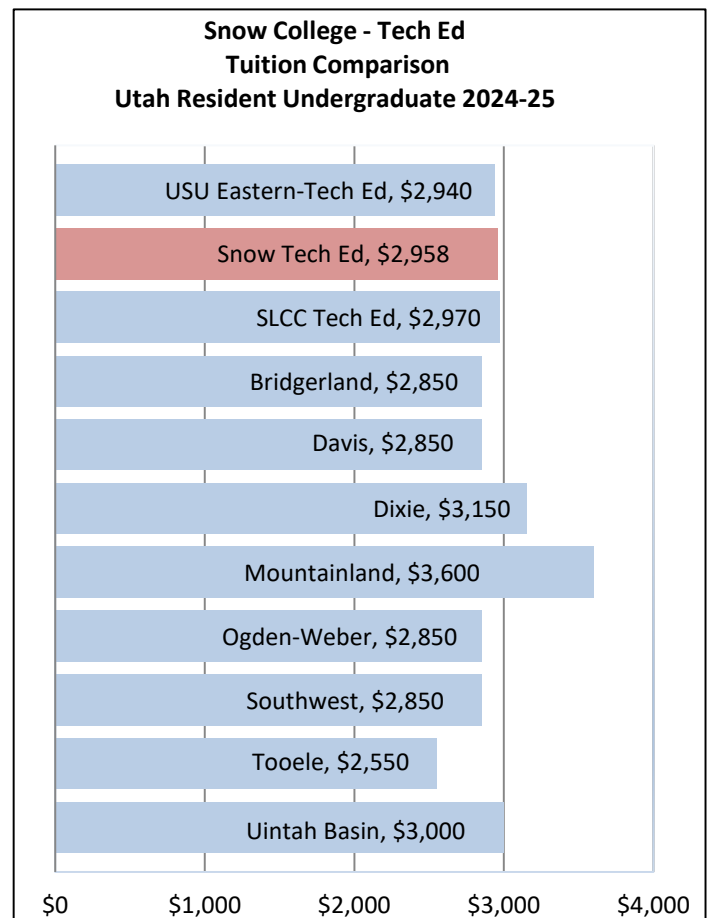
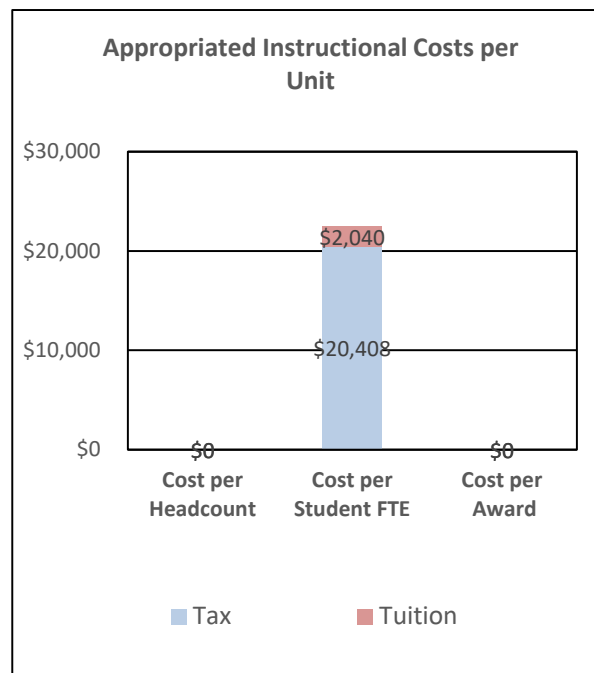
Appropriated Instructional Expenses	2023-24 Actual Expenses	2024-25 Budgeted Expenses
Tax Funds	\$4,836,600	\$5,312,500
Tuition-estimated	\$483,555	\$411,800
Other Funds	\$0	\$0
Total Revenues	\$5,320,155	\$5,724,300

2023-24 Enrollment and Completion		
Headcount	Annualized Student FTE	Total Awards
N/A	237	N/A

2023-24 Inflation, Income, and Costs	
Consumer Price Index	3.30%
Higher Education Price Index	1/0/1900
Median Household County Income	\$67,459
Average Net Cost	N/A

Tuition and Fees	2024-25 Current Tuition & Fees	2025-26 Requested Tuition & Fees
Undergraduate	\$2,958	

2022-23 Student Financial Aid	Number	Average
Any Grant or Scholarship	N/A	N/A
Pell Grants	N/A	N/A
Federal Student Loans	N/A	N/A



Utah Tech University Annual Tuition Review

2025-26 Tuition Setting Process

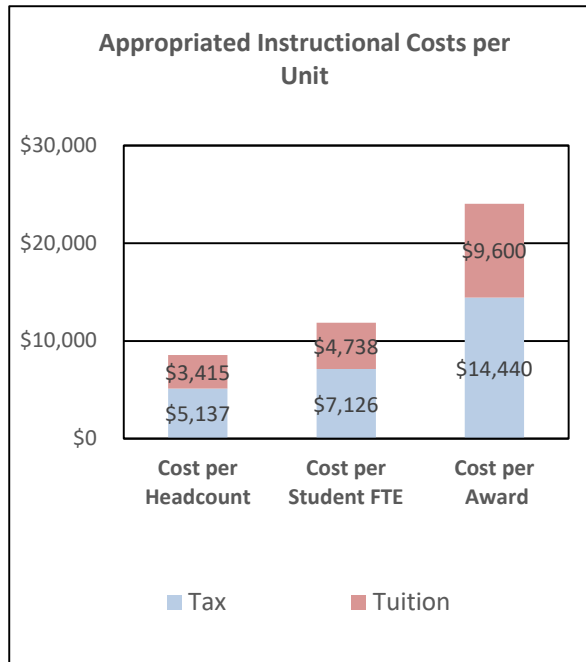
Appropriated Instructional Expenses	2023-24 Actual Expenses	2024-25 Budgeted Expenses
Tax Funds	\$64,520,000	\$70,011,600
Tuition	\$42,894,718	\$43,710,000
Other Funds	\$0	\$0
Total Revenues	\$107,414,718	\$113,721,600

2023-24 Enrollment and Completion

Fall Headcount	Annualized Student FTE	Total Awards
12,561	9,054	4,468

2023-24 Inflation, Income, and Costs

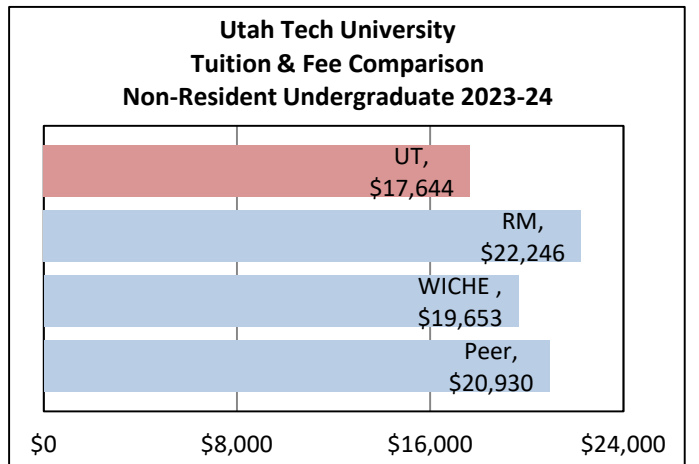
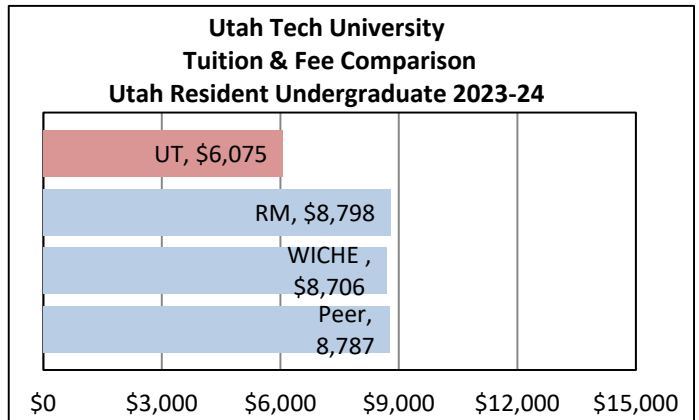
Consumer Price Index	3.3%
Higher Education Price Index	3.4%
Median Household County Income	\$76,411
Average Net Cost	\$15,488

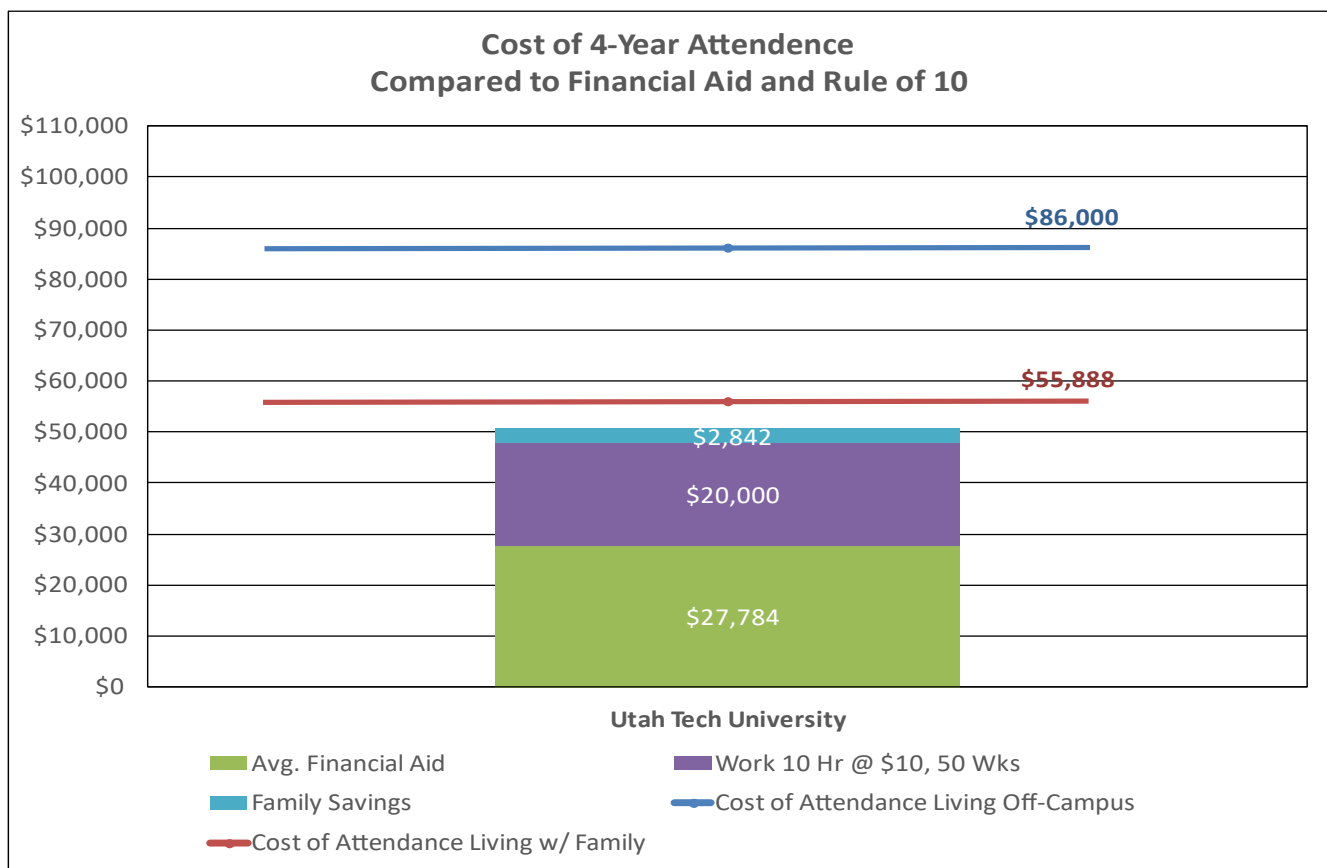


Tuition and Fees	2024-25 Current Tuition & Fees	2025-26 Requested Tuition & Fees
In-State Undergraduate	\$6,307	
Out-of-State Undergrad.	\$18,246	
In-State Graduate	\$9,392	
Out-of-State Graduate	\$21,440	

2022-23 Student Financial Aid

	Number	Average
Any Grant or Scholarship	6,413	\$7,524
Pell Grants	2,783	\$5,077
Federal Student Loans	2,073	\$6,557





Sources and Notes:

- 1) Appropriated Instructional Expenses - A-1 actual and budgeted total tax and tuition appropriations
- 2) Tuition and Fees - Data Book Table 4 two semesters of 15 credit hours
- 3) Enrollment and Completion - Institutional Data Resources dashboard all enrollments and awards
- 4) Inflation, Income, and Costs - CPI, HEPI, U.S. Census income by county, IPEDS net price
- 5) Student Financial Aid - IPEDS student financial aid all students
- 6) Appropriated Instructional Costs per Unit - Calculated based on data in 1 and 3
- 7) Tuition & Fee Comparison - WICHE and College Board surveys
- 8) Financial Aid and Lumina Rule of 10 - Individuals can reasonably afford to contribute 10% of their discretionary income, work 10 hours per week, and save for 10 years.
- 9) R510.5.1 - Tuition Annual Review Board policy

Utah Valley University Annual Tuition Review

2025-26 Tuition Setting Process

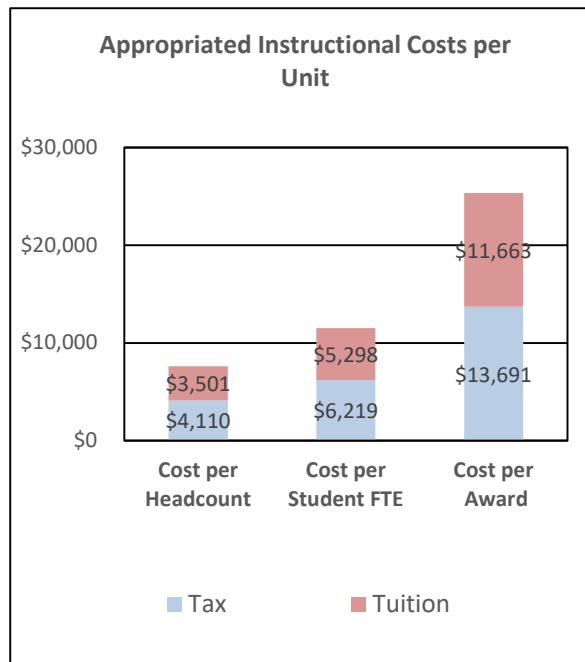
Appropriated Instructional Expenses	2023-24 Actual Expenses	2024-25 Budgeted Expenses
Tax Funds	\$184,393,100	\$194,296,900
Tuition	\$157,075,758	\$162,020,100
Other Funds	\$135,000	\$135,200
Total Revenues	\$341,603,858	\$356,452,200

2023-24 Enrollment and Completion

Fall Headcount	Annualized Student FTE	Total Awards
44,867	29,648	13,468

2023-24 Inflation, Income, and Costs

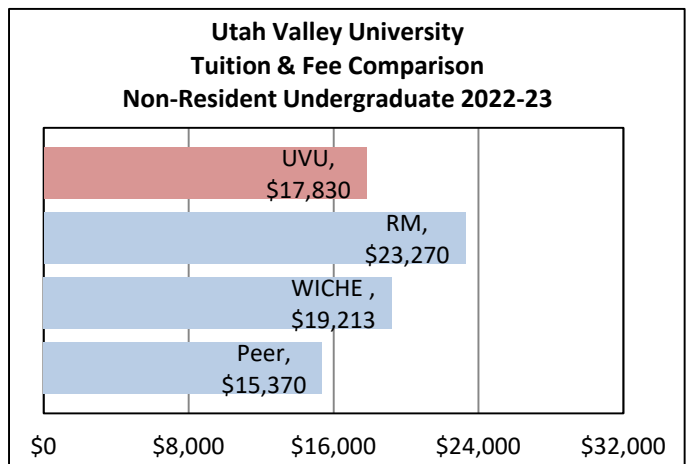
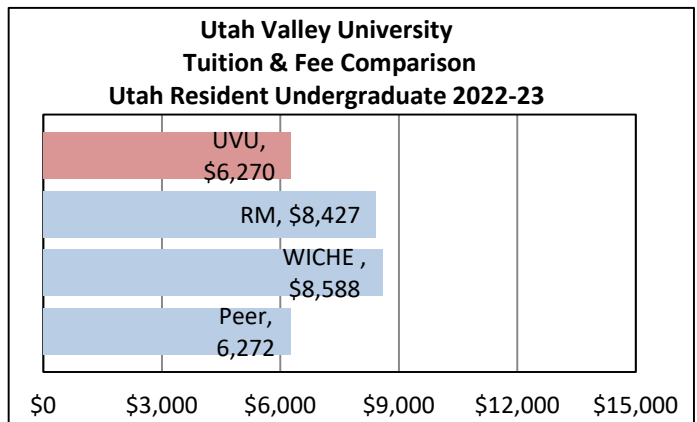
Consumer Price Index	3.3%
Higher Education Price Index	3.4%
Median Household County Income	\$96,877
Average Net Cost	\$8,650

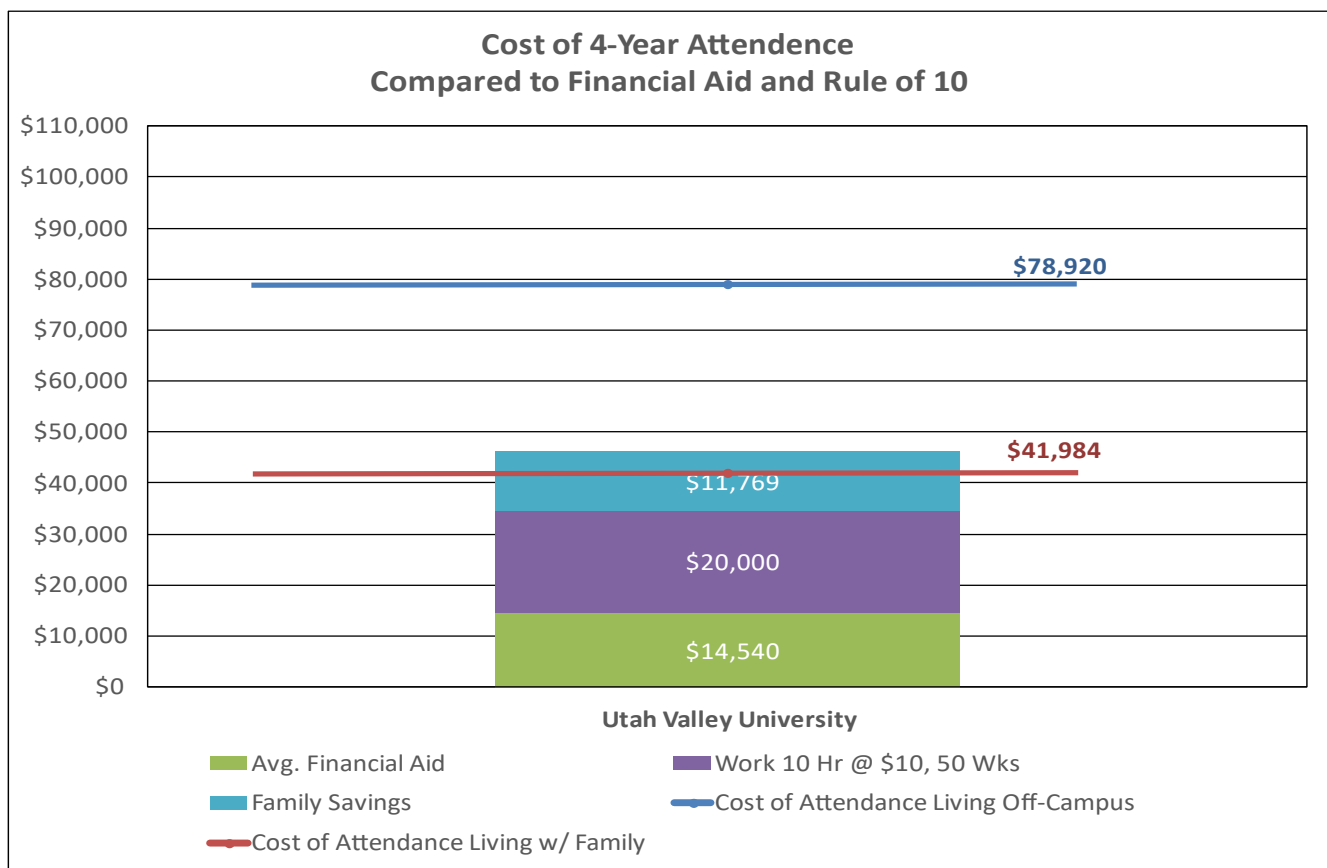


Tuition and Fees	2024-25 Current Tuition & Fees	2025-26 Requested Tuition & Fees
In-State Undergraduate	6,507	
Out-of-State Undergrad.	18,489	
In-State Graduate	8,480	
Out-of-State Graduate	24,248	

2022-23 Student Financial Aid

	Number	Average
Any Grant or Scholarship	24,532	\$3,944
Pell Grants	9,886	\$5,537
Federal Student Loans	3,786	\$7,550





Sources and Notes:

- 1) Appropriated Instructional Expenses - A-1 actual and budgeted total tax and tuition appropriations
- 2) Tuition and Fees - Data Book Table 4 two semesters of 15 credit hours
- 3) Enrollment and Completion - Institutional Data Resources dashboard all enrollments and awards
- 4) Inflation, Income, and Costs - CPI, HEPI, U.S. Census income by county, IPEDS net price
- 5) Student Financial Aid - IPEDS student financial aid all students
- 6) Appropriated Instructional Costs per Unit - Calculated based on data in 1 and 3
- 7) Tuition & Fee Comparison - WICHE and College Board surveys
- 8) Financial Aid and Lumina Rule of 10 - Individuals can reasonably afford to contribute 10% of their discretionary income, work 10 hours per week, and save for 10 years.
- 9) R510.5.1 - Tuition Annual Review Board policy

Salt Lake Community College Annual Tuition Review

2025-26 Tuition Setting Process

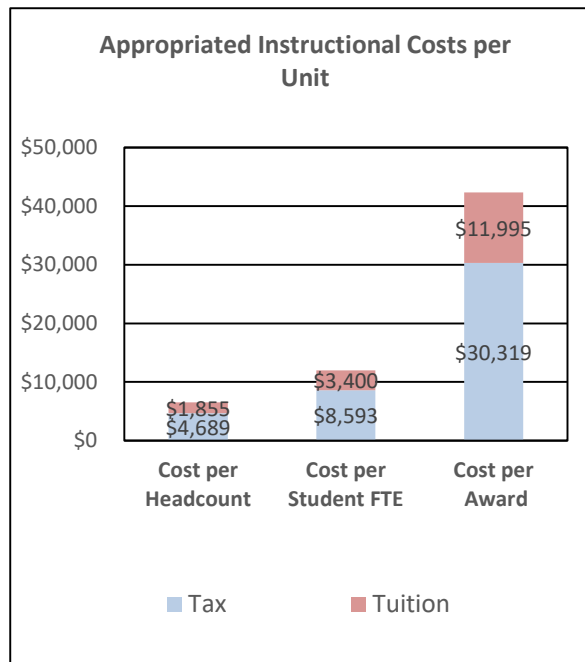
Appropriated Instructional Expenses	2023-24 Actual Expenses	2024-25 Budgeted Expenses
Tax Funds	\$129,764,700	\$135,872,600
Tuition	\$51,338,386	\$58,679,472
Other Funds	\$37,715	\$230,000
Total Revenues	\$181,140,801	\$194,782,072

2023-24 Enrollment and Completion

Fall Headcount	Annualized Student FTE	Total Awards
27,676	15,101	4,280

2023-24 Inflation, Income, and Costs


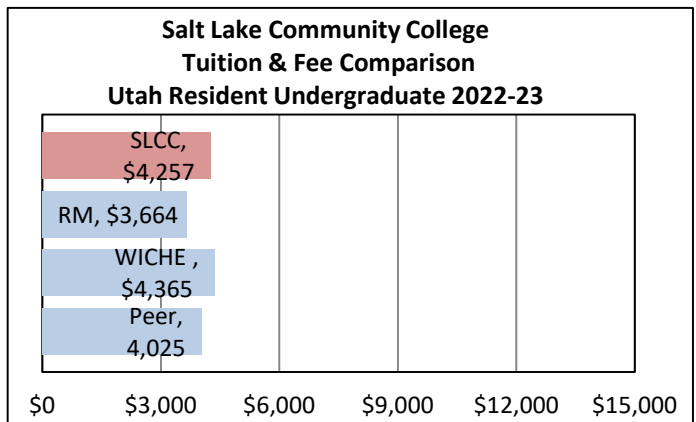
Consumer Price Index	3.3%
Higher Education Price Index	3.4%
Median Household County Income	\$91,750
Average Net Cost	\$8,853

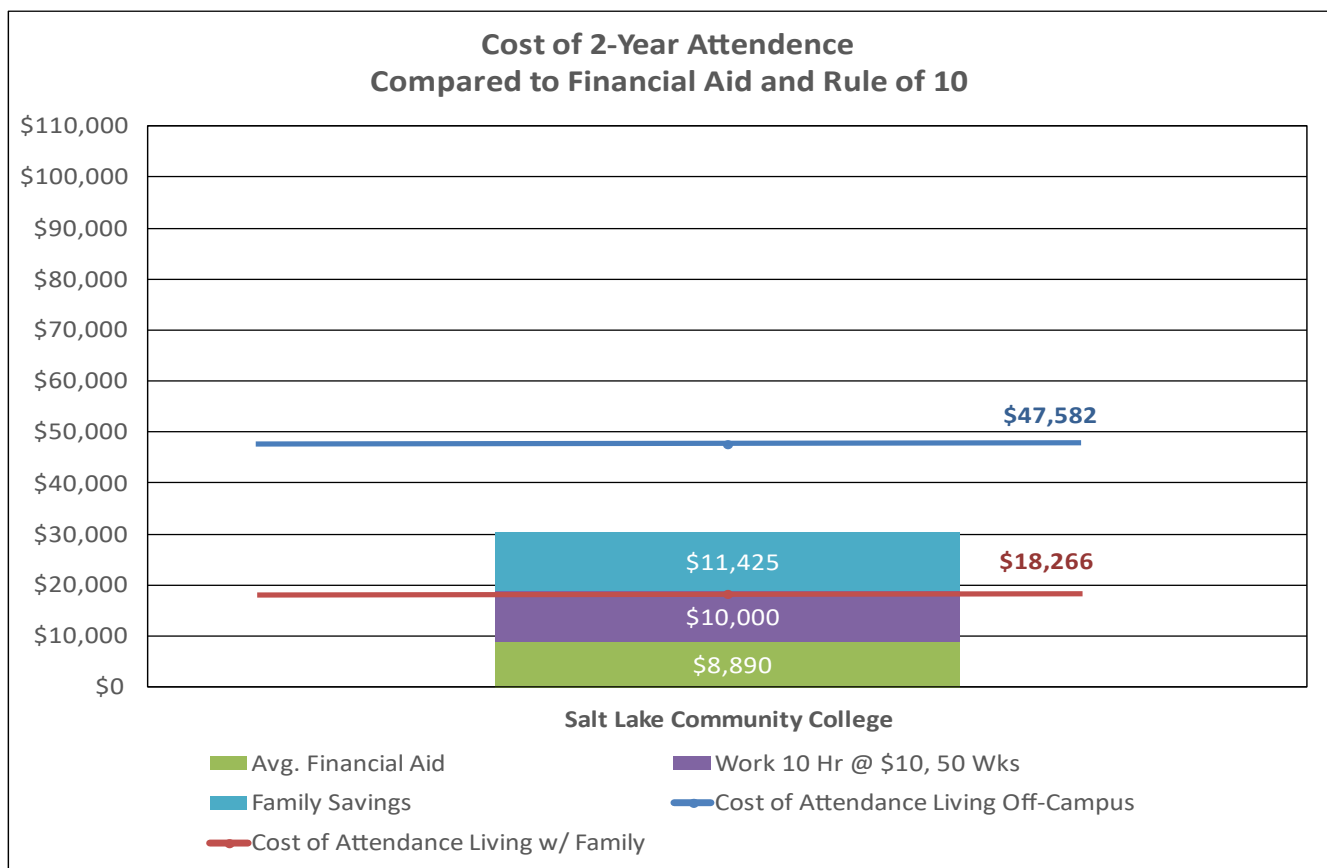


Tuition and Fees	2024-25 Current Tuition & Fees	2025-26 Requested Tuition & Fees
In-State Undergraduate	\$4,426	
Out-of-State Undergrad.	\$14,244	

2022-23 Student Financial Aid

	Number	Average
Any Grant or Scholarship	17,221	\$1,870
Pell Grants	4,261	\$3,864
Federal Student Loans	1,633	\$3,653





Sources and Notes:

- 1) Appropriated Instructional Expenses - A-1 actual and budgeted total tax and tuition appropriations
- 2) Tuition and Fees - Data Book Table 4 two semesters of 15 credit hours
- 3) Enrollment and Completion - Institutional Data Resources dashboard all enrollments and awards
- 4) Inflation, Income, and Costs - CPI, HEPI, U.S. Census income by county, IPEDS net price
- 5) Student Financial Aid - IPEDS student financial aid all students
- 6) Appropriated Instructional Costs per Unit - Calculated based on data in 1 and 3
- 7) Tuition & Fee Comparison - WICHE and College Board surveys
- 8) Financial Aid and Lumina Rule of 10 - Individuals can reasonably afford to contribute 10% of their discretionary income, work 10 hours per week, and save for 10 years.
- 9) R510.5.1 - Tuition Annual Review Board policy

Salt Lake Comm. College - Tech Ed Annual Tuition Review

2025-26 Tuition Setting Process

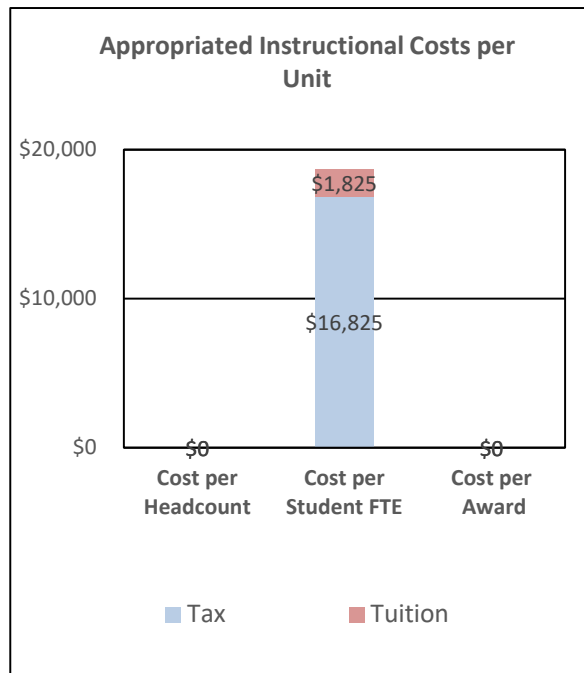
Appropriated Instructional Expenses	2023-24 Actual Expenses	2024-25 Budgeted Expenses
Tax Funds	\$11,912,400	\$13,342,900
Tuition	\$1,292,112	\$1,500,000
Other Funds	\$0	\$0
Total Revenues	\$13,204,512	\$14,842,900

2023-24 Enrollment and Completion

Headcount	Annualized Student FTE	Total Awards
N/A	708	N/A

2023-24 Inflation, Income, and Costs

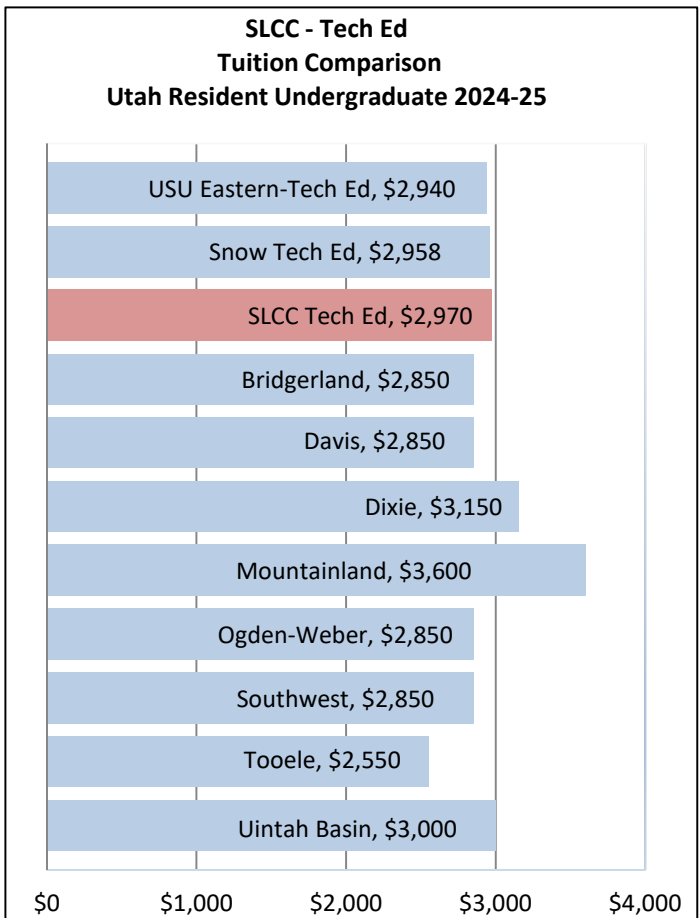
Consumer Price Index	3.3%
Higher Education Price Index	3.4%
Median Household County Income	\$91,750
Average Net Cost	N/A



Tuition and Fees	2024-25 Current Tuition & Fees	2025-26 Requested Tuition & Fees
Undergraduate	\$2,970	

2022-23 Student Financial Aid

	Number	Average
Any Grant or Scholarship	N/A	N/A
Pell Grants	N/A	N/A
Federal Student Loans	N/A	N/A



Bridgerland Technical College Annual Tuition Review

2025-26 Tuition Setting Process

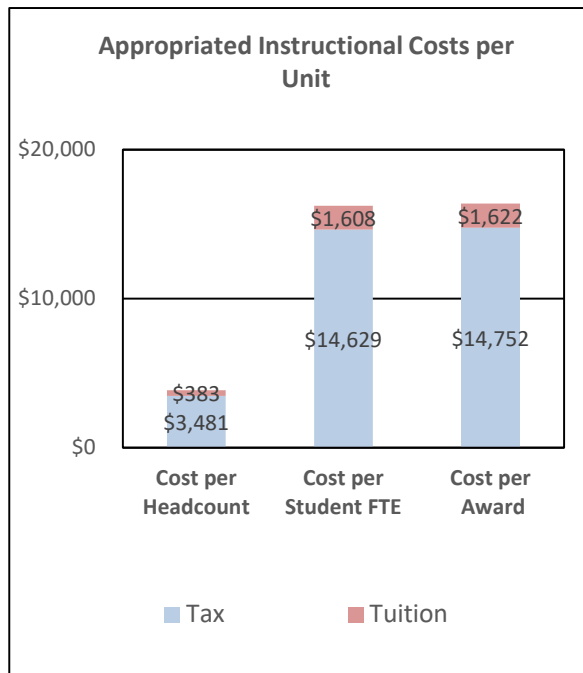
Appropriated Instructional Expenses	2023-24 Actual Expenses	2024-25 Budgeted Expenses
Tax Funds	\$20,977,500	\$24,496,100
Tuition	\$2,306,092	\$2,536,500
Other Funds	\$0	\$0
Total Revenues	\$23,283,592	\$27,032,600

2023-24 Enrollment and Completion

Headcount	Annualized Student FTE	Total Awards
6,026	1,434	1,422

2023-24 Inflation, Income, and Costs

Consumer Price Index	3.3%
Higher Education Price Index	3.4%
Median Household County Income	\$76,411
Average Net Cost	\$2,785

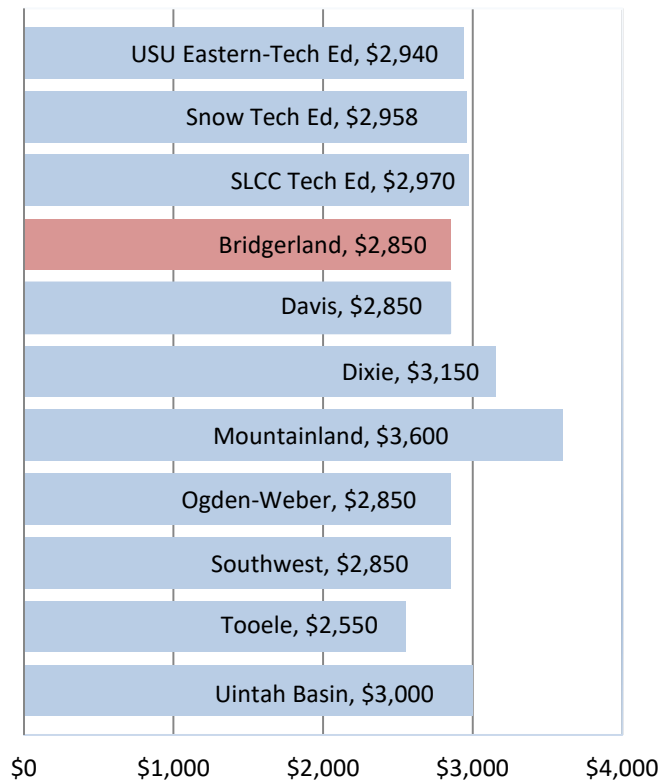


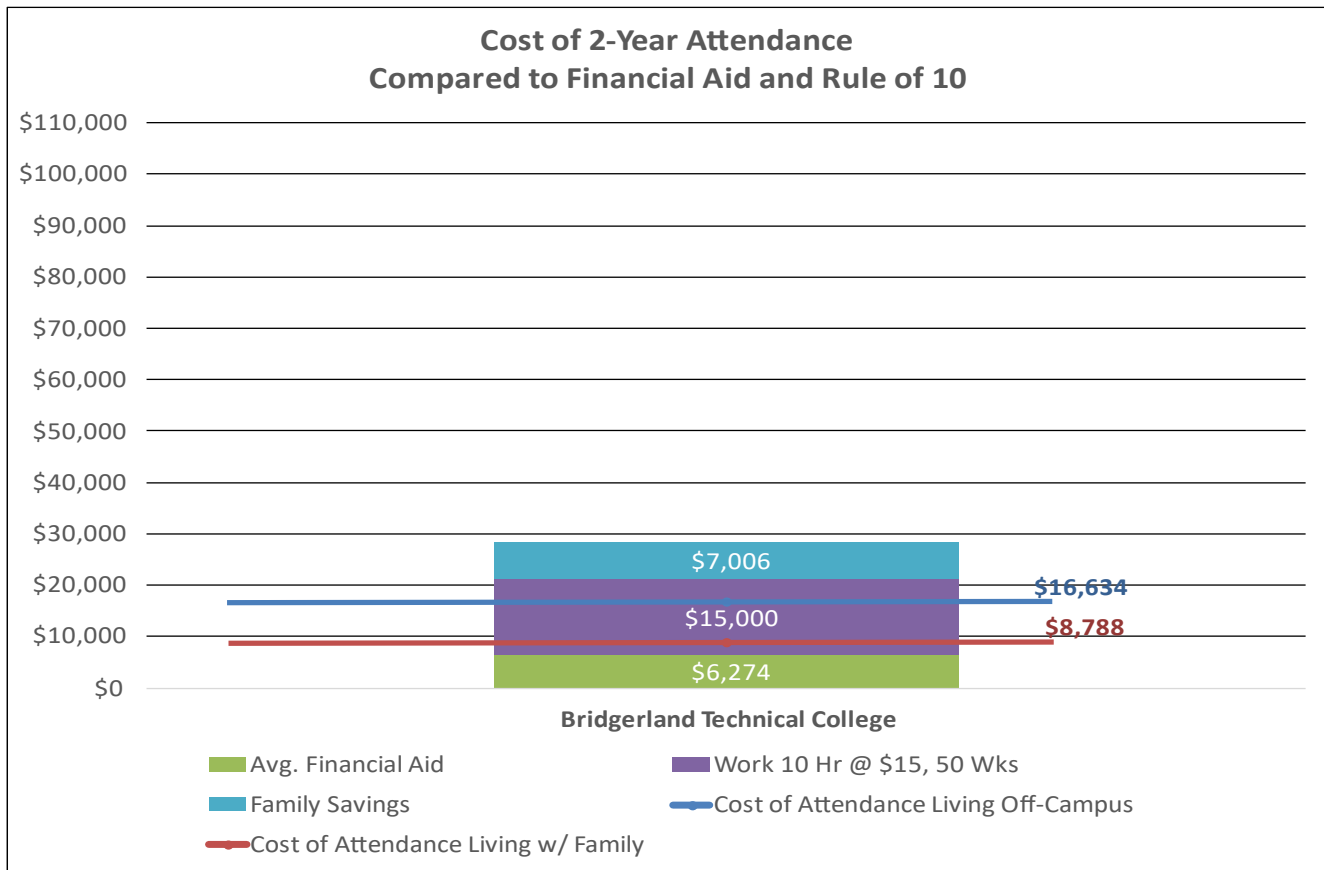
Tuition	2024-25 Current Tuition & Fees	2025-26 Requested Tuition & Fees
Undergraduate	\$2,850	

2022-23 Student Financial Aid

	Number	Average
Any Grant or Scholarship	577	\$3,670
Pell Grants	241	\$5,569
Federal Student Loans	0	\$0

Bridgerland Technical College Tuition Comparison Utah Resident Undergraduate 2024-25





Sources and Notes:

- 1) Appropriated Instructional Expenses - A-1 actual and budgeted total tax and tuition appropriations
- 2) Tuition and Fees - Data Book Table 4 two semesters of 15 credit hours
- 3) Enrollment and Completion - Institutional Data Resources dashboard all enrollments and awards
- 4) Inflation, Income, and Costs - CPI, HEPI, U.S. Census income by county, IPEDS net price
- 5) Student Financial Aid - IPEDS student financial aid all students
- 6) Appropriated Instructional Costs per Unit - Calculated based on data in 1 and 3
- 7) Tuition & Fee Comparison - WICHE and College Board surveys
- 8) Financial Aid and Lumina Rule of 10 - Individuals can reasonably afford to contribute 10% of their discretionary income, work 10 hours per week, and save for 10 years.
- 9) R510.5.1 - Tuition Annual Review Board policy

Davis Technical College Annual Tuition Review

2025-26 Tuition Setting Process

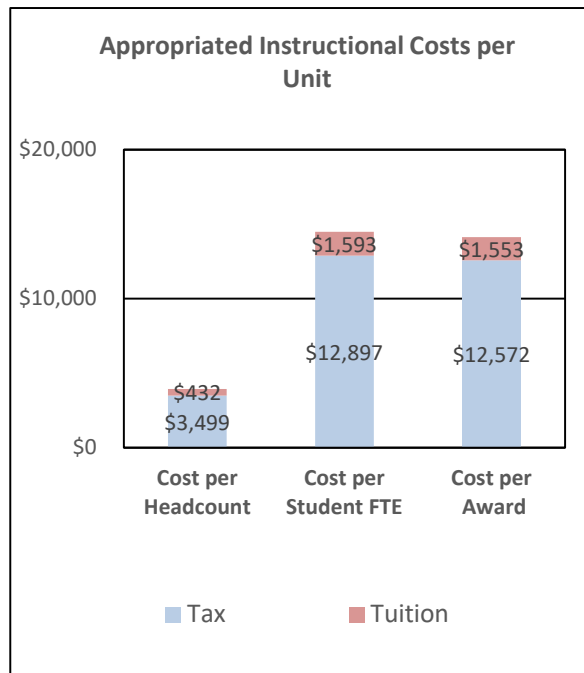
Appropriated Instructional Expenses	2023-24 Actual Expenses	2024-25 Budgeted Expenses
Tax Funds	\$25,432,300	\$29,261,600
Tuition	\$3,141,019	\$2,940,365
Other Funds	\$0	\$0
Total Revenues	\$28,573,319	\$32,201,965

2023-24 Enrollment and Completion

Headcount	Annualized Student FTE	Total Awards
7,268	1,972	2,023

2023-24 Inflation, Income, and Costs

Consumer Price Index	3.3%
Higher Education Price Index	3.4%
Median Household County Income	\$108,058
Average Net Cost	\$10,885

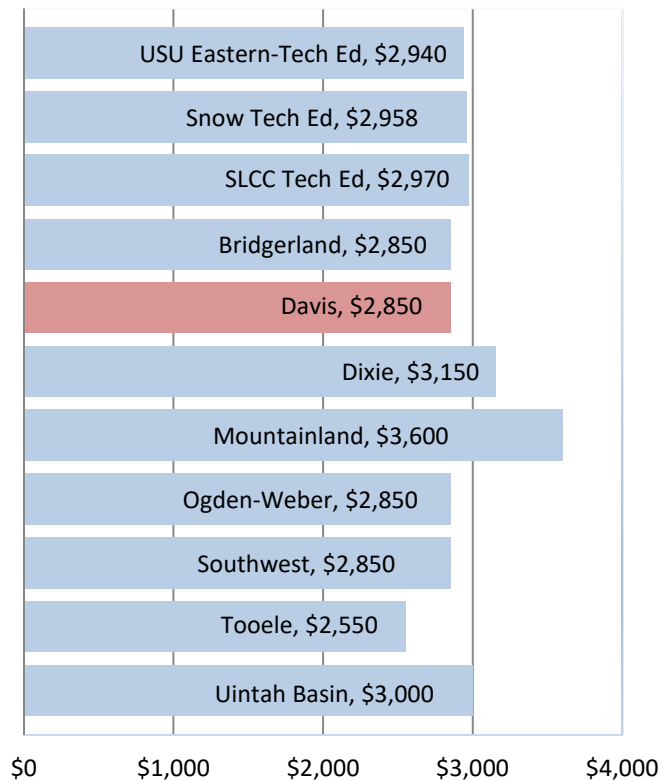


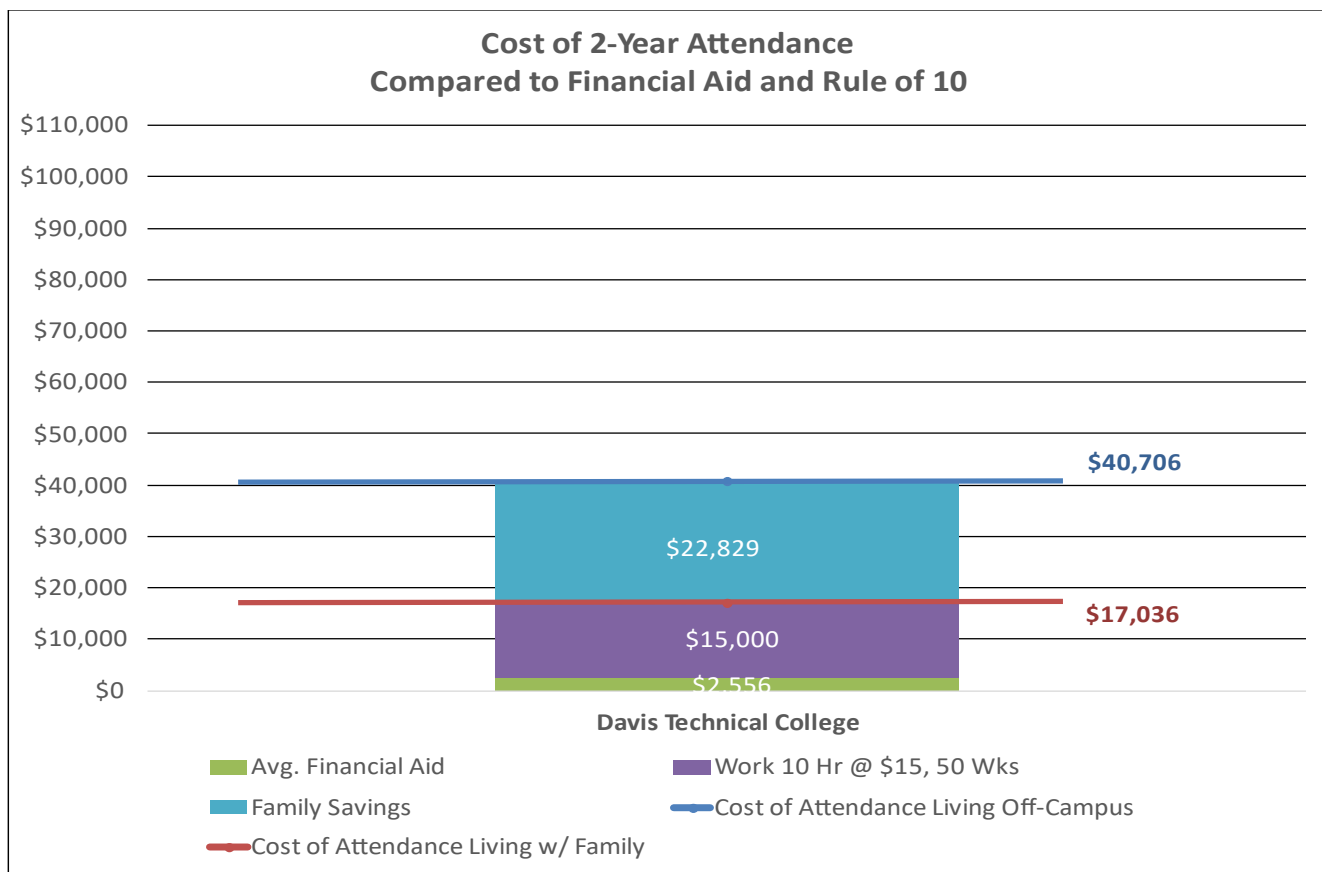
Tuition	2024-25 Current Tuition & Fees	2025-26 Requested Tuition & Fees
Undergraduate	\$2,850	

2022-23 Student Financial Aid

	Number	Average
Any Grant or Scholarship	1,390	\$1,853
Pell Grants	509	\$2,579
Federal Student Loans	0	\$0

Davis Technical College Tuition Comparison Utah Resident Undergraduate 2024-25





Sources and Notes:

- 1) Appropriated Instructional Expenses - A-1 actual and budgeted total tax and tuition appropriations
- 2) Tuition and Fees - Data Book Table 4 two semesters of 15 credit hours
- 3) Enrollment and Completion - Institutional Data Resources dashboard all enrollments and awards
- 4) Inflation, Income, and Costs - CPI, HEPI, U.S. Census income by county, IPEDS net price
- 5) Student Financial Aid - IPEDS student financial aid all students
- 6) Appropriated Instructional Costs per Unit - Calculated based on data in 1 and 3
- 7) Tuition & Fee Comparison - WICHE and College Board surveys
- 8) Financial Aid and Lumina Rule of 10 - Individuals can reasonably afford to contribute 10% of their discretionary income, work 10 hours per week, and save for 10 years.
- 9) R510.5.1 - Tuition Annual Review Board policy

Dixie Technical College Annual Tuition Review

2025-26 Tuition Setting Process

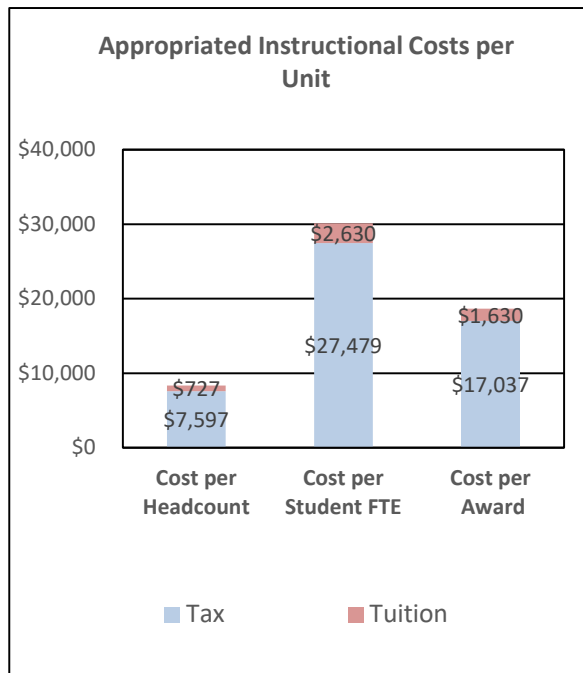
Appropriated Instructional Expenses	2023-24 Actual Expenses	2024-25 Budgeted Expenses
Tax Funds	\$19,098,200	\$15,152,700
Tuition	\$1,827,639	\$1,817,525
Other Funds	\$0	\$0
Total Revenues	\$20,925,839	\$16,970,225

2022-23 Enrollment and Completion

Headcount	Annualized Student FTE	Total Awards
2,574	606	798

2022-23 Inflation, Income, and Costs

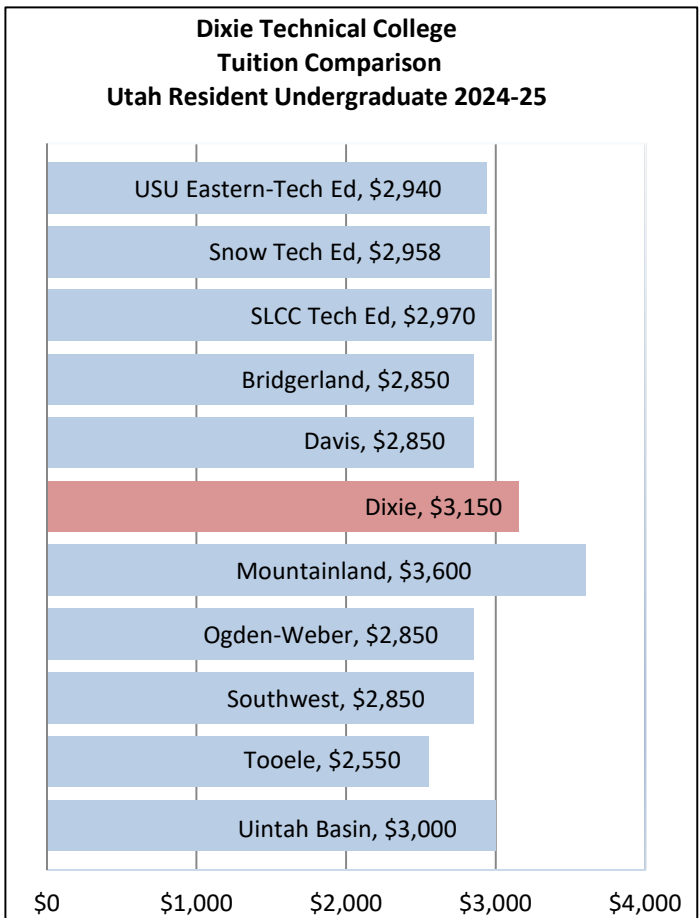
Consumer Price Index	6.30%
Higher Education Price Index	12/15/2023
Median Household County Income	\$76,411
Average Net Cost	N/A

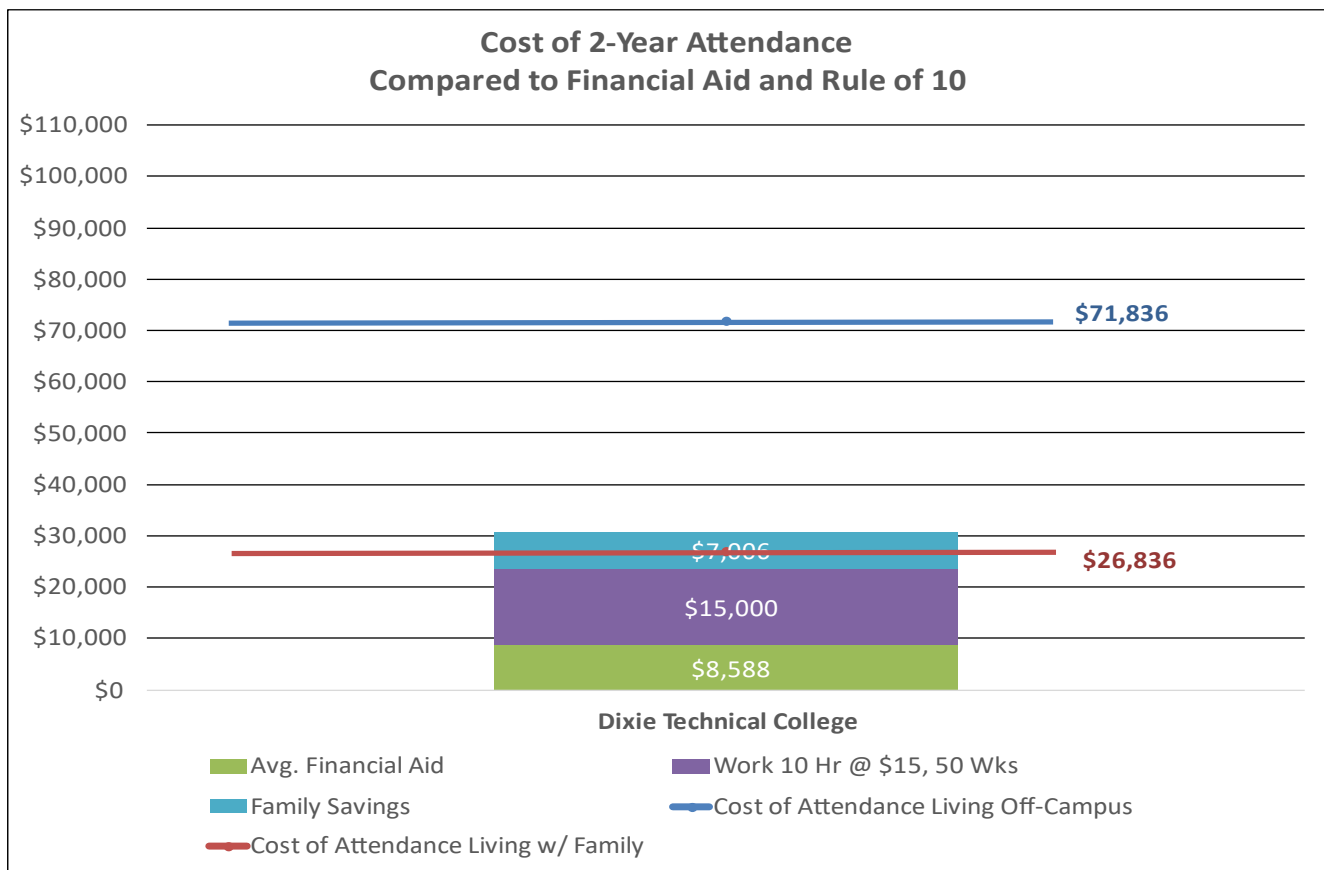


Tuition	2024-25 Current Tuition & Fees	2025-26 Requested Tuition & Fees
Undergraduate	\$3,150	

2022-23 Student Financial Aid

	Number	Average
Any Grant or Scholarship	583	\$2,802
Pell Grants	134	\$4,498
Federal Student Loans	0	\$0





Sources and Notes:

- 1) Appropriated Instructional Expenses - A-1 actual and budgeted total tax and tuition appropriations
- 2) Tuition and Fees - Data Book Table 4 two semesters of 15 credit hours
- 3) Enrollment and Completion - Institutional Data Resources dashboard all enrollments and awards
- 4) Inflation, Income, and Costs - CPI, HEPI, U.S. Census income by county, IPEDS net price
- 5) Student Financial Aid - IPEDS student financial aid all students
- 6) Appropriated Instructional Costs per Unit - Calculated based on data in 1 and 3
- 7) Tuition & Fee Comparison - WICHE and College Board surveys
- 8) Financial Aid and Lumina Rule of 10 - Individuals can reasonably afford to contribute 10% of their discretionary income, work 10 hours per week, and save for 10 years.
- 9) R510.5.1 - Tuition Annual Review Board policy

Mountainland Technical College Annual Tuition Review

2025-26 Tuition Setting Process

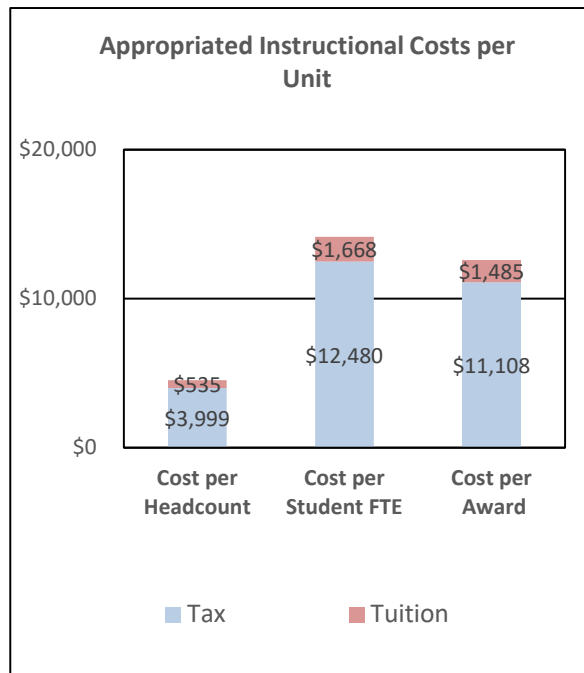
Appropriated Instructional Expenses	2023-24 Actual Expenses	2024-25 Budgeted Expenses
Tax Funds	\$25,471,000	\$31,774,700
Tuition	\$3,404,575	\$3,250,000
Other Funds	\$0	\$0
Total Revenues	\$28,875,575	\$35,024,700

2023-24 Enrollment and Completion

Headcount	Annualized Student FTE	Total Awards
6,369	2,041	2,293

2023-24 Inflation, Income, and Costs

Consumer Price Index	3.3%
Higher Education Price Index	3.4%
Median Household County Income	\$96,877
Average Net Cost	N/A




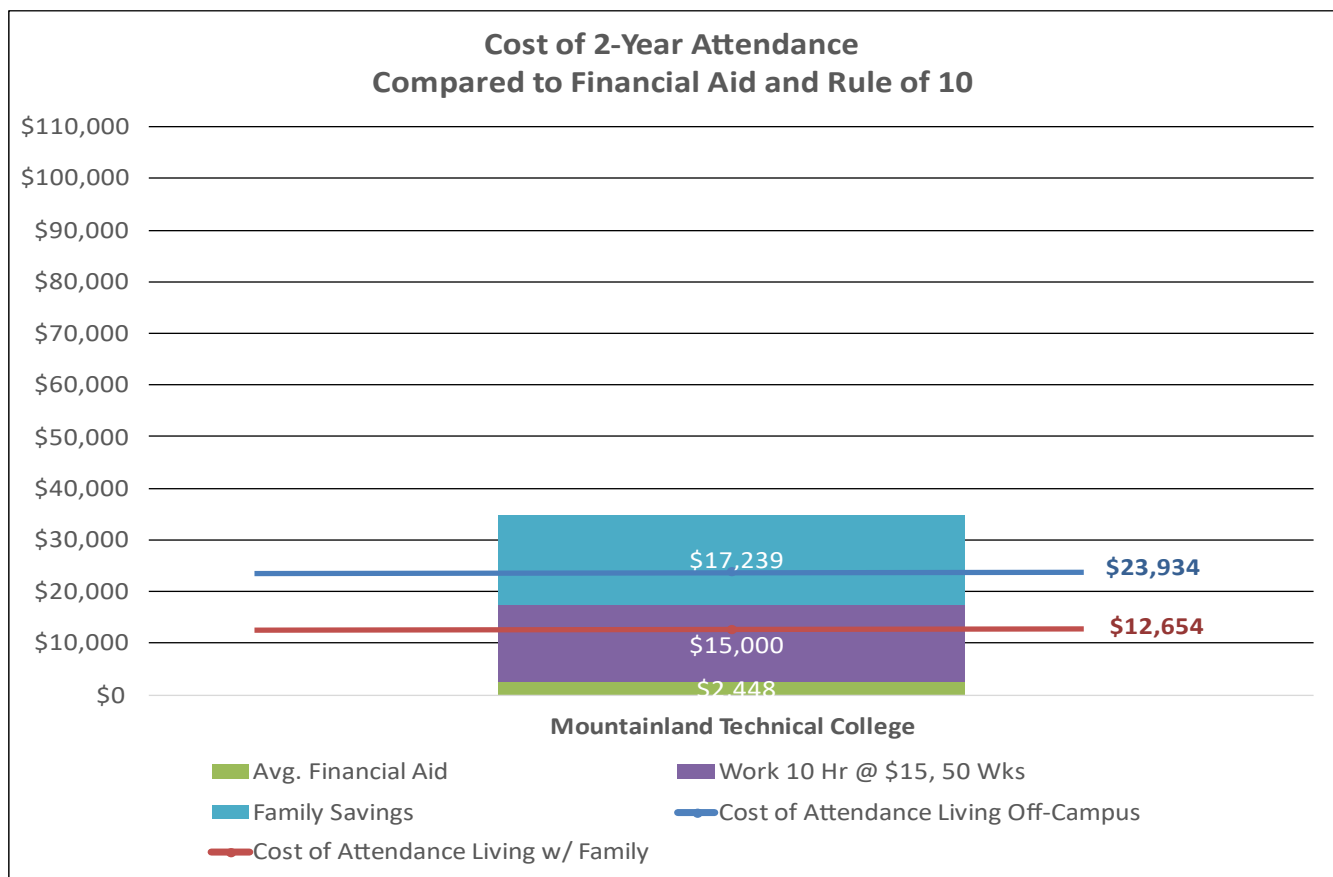
Tuition	2024-25 Current Tuition & Fees	2025-26 Requested Tuition & Fees
Undergraduate	\$3,600	

2022-23 Student Financial Aid

	Number	Average
Any Grant or Scholarship	1,666	\$1,484
Pell Grants	178	\$5,037
Federal Student Loans	0	\$0

Mountainland Technical College Tuition Comparison Utah Resident Undergraduate 2024-25





Sources and Notes:

- 1) Appropriated Instructional Expenses - A-1 actual and budgeted total tax and tuition appropriations
- 2) Tuition and Fees - Data Book Table 4 two semesters of 15 credit hours
- 3) Enrollment and Completion - Institutional Data Resources dashboard all enrollments and awards
- 4) Inflation, Income, and Costs - CPI, HEPI, U.S. Census income by county, IPEDS net price
- 5) Student Financial Aid - IPEDS student financial aid all students
- 6) Appropriated Instructional Costs per Unit - Calculated based on data in 1 and 3
- 7) Tuition & Fee Comparison - WICHE and College Board surveys
- 8) Financial Aid and Lumina Rule of 10 - Individuals can reasonably afford to contribute 10% of their discretionary income, work 10 hours per week, and save for 10 years.
- 9) R510.5.1 - Tuition Annual Review Board policy

Ogden-Weber Technical College Annual Tuition Review

2025-26 Tuition Setting Process

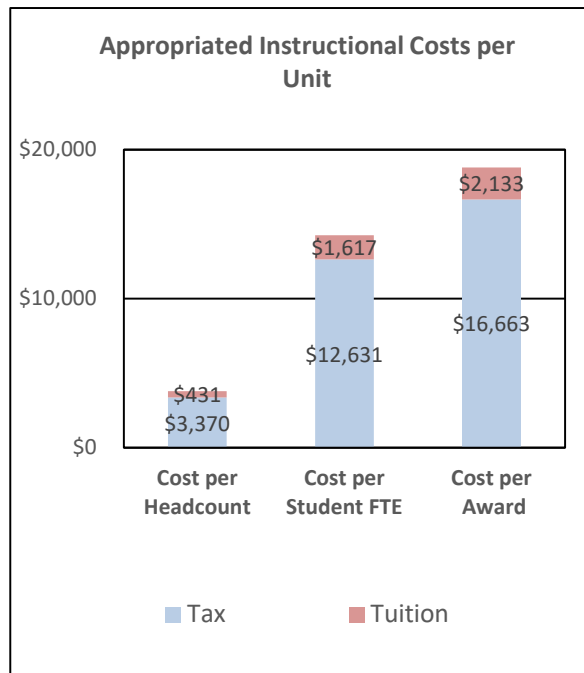
Appropriated Instructional Expenses	2023-24 Actual Expenses	2024-25 Budgeted Expenses
Tax Funds	\$22,394,800	\$26,206,900
Tuition	\$2,866,403	\$2,995,900
Other Funds	\$0	\$0
Total Revenues	\$25,261,203	\$29,202,800

2023-24 Enrollment and Completion

Headcount	Annualized Student FTE	Total Awards
6,646	1,773	1,344

2023-24 Inflation, Income, and Costs

Consumer Price Index	3.300%
Higher Education Price Index	3.4%
Median Household County Income	\$87,083
Average Net Cost	\$8,450

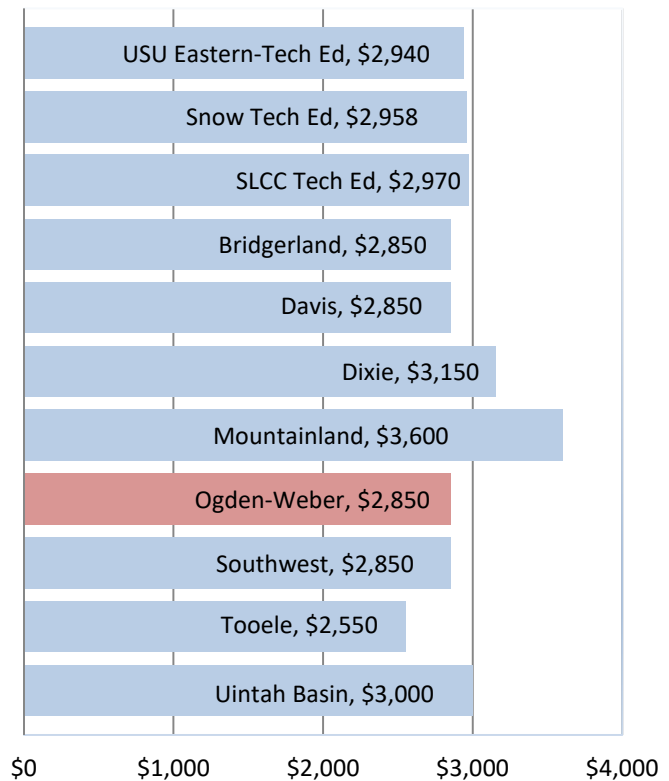


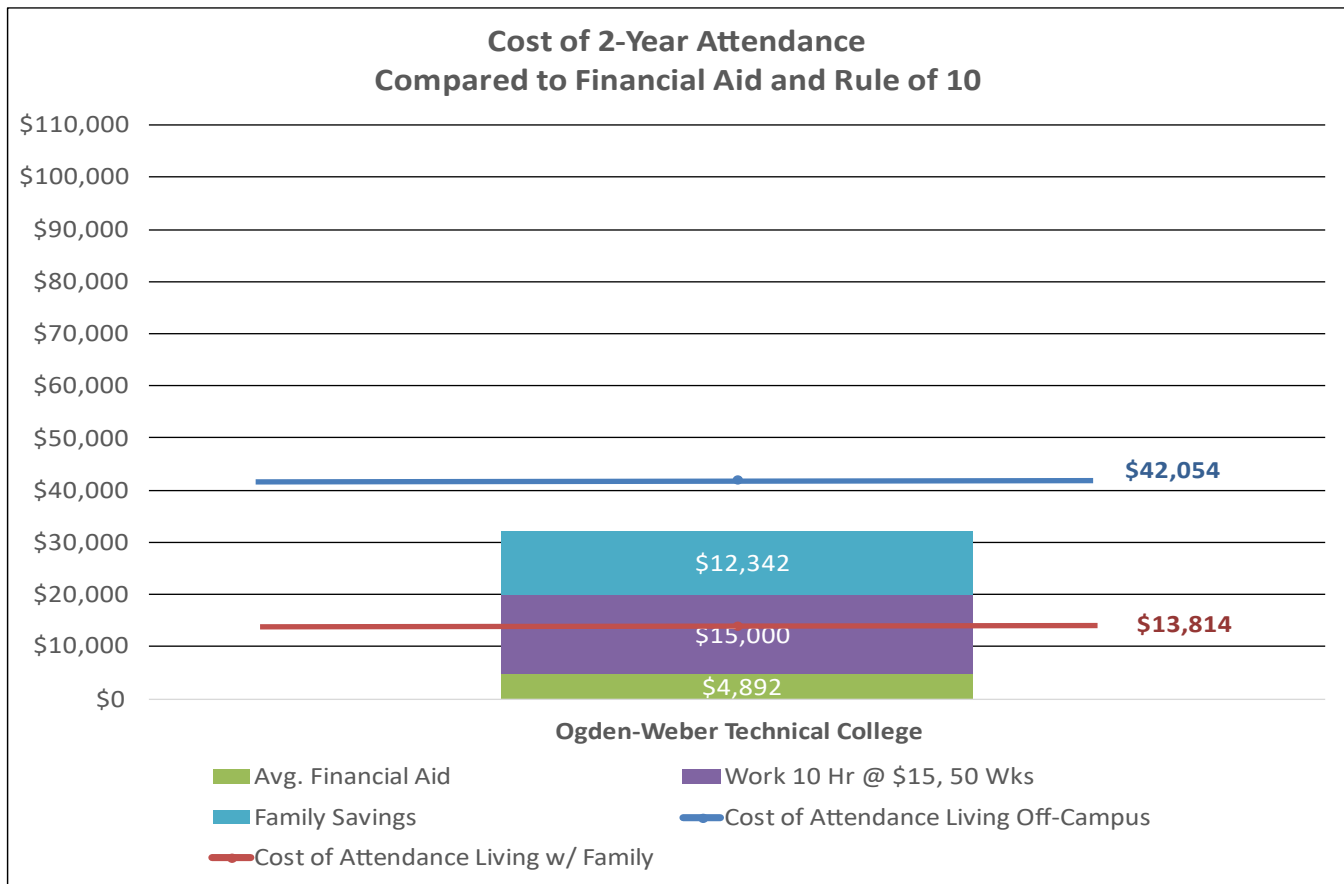
Tuition	2024-25 Current Tuition & Fees	2025-26 Requested Tuition & Fees
Undergraduate	\$2,850	

2022-23 Student Financial Aid

	Number	Average
Any Grant or Scholarship	1,833	\$3,518
Pell Grants	497	\$6,100
Federal Student Loans	0	\$0

Ogden-Weber Technical College Tuition Comparison Utah Resident Undergraduate 2024-25





Sources and Notes:

- 1) Appropriated Instructional Expenses - A-1 actual and budgeted total tax and tuition appropriations
- 2) Tuition and Fees - Data Book Table 4 two semesters of 15 credit hours
- 3) Enrollment and Completion - Institutional Data Resources dashboard all enrollments and awards
- 4) Inflation, Income, and Costs - CPI, HEPI, U.S. Census income by county, IPEDS net price
- 5) Student Financial Aid - IPEDS student financial aid all students
- 6) Appropriated Instructional Costs per Unit - Calculated based on data in 1 and 3
- 7) Tuition & Fee Comparison - WICHE and College Board surveys
- 8) Financial Aid and Lumina Rule of 10 - Individuals can reasonably afford to contribute 10% of their discretionary income, work 10 hours per week, and save for 10 years.
- 9) R510.5.1 - Tuition Annual Review Board policy

Southwest Technical College Annual Tuition Review

2025-26 Tuition Setting Process

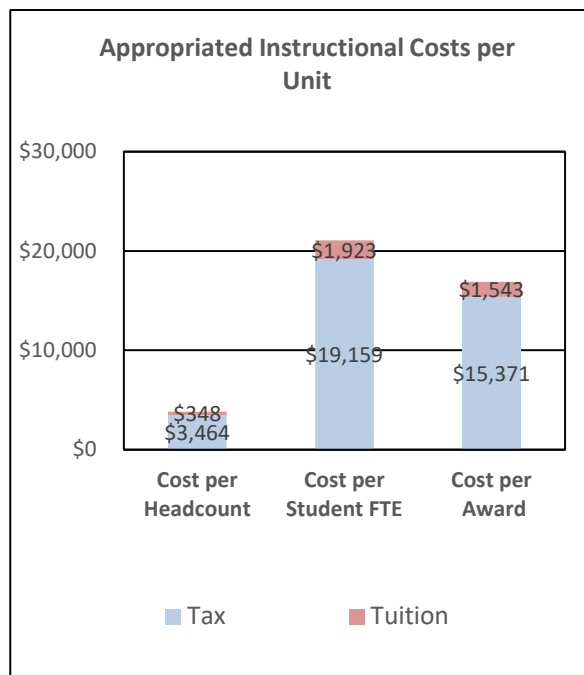
Appropriated Instructional Expenses	2023-24 Actual Expenses	2024-25 Budgeted Expenses
Tax Funds	\$8,161,900	\$10,476,700
Tuition	\$819,077	\$760,000
Other Funds	\$0	\$0
Total Revenues	\$8,980,977	\$11,236,700

2023-24 Enrollment and Completion

Headcount	Annualized Student FTE	Total Awards
2,356	426	531

2023-24 Inflation, Income, and Costs

Consumer Price Index	3.3%
Higher Education Price Index	3.4%
Median Household County Income	\$65,527
Average Net Cost	N/A

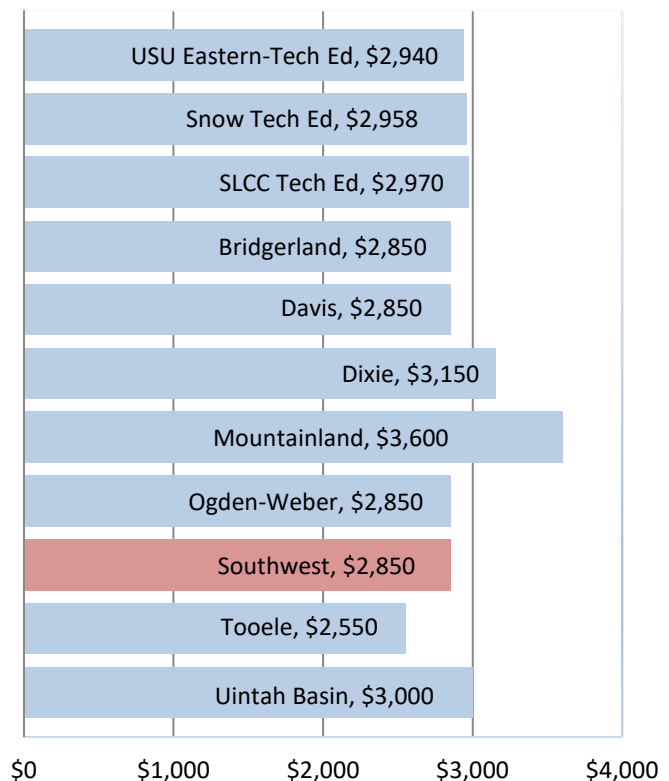


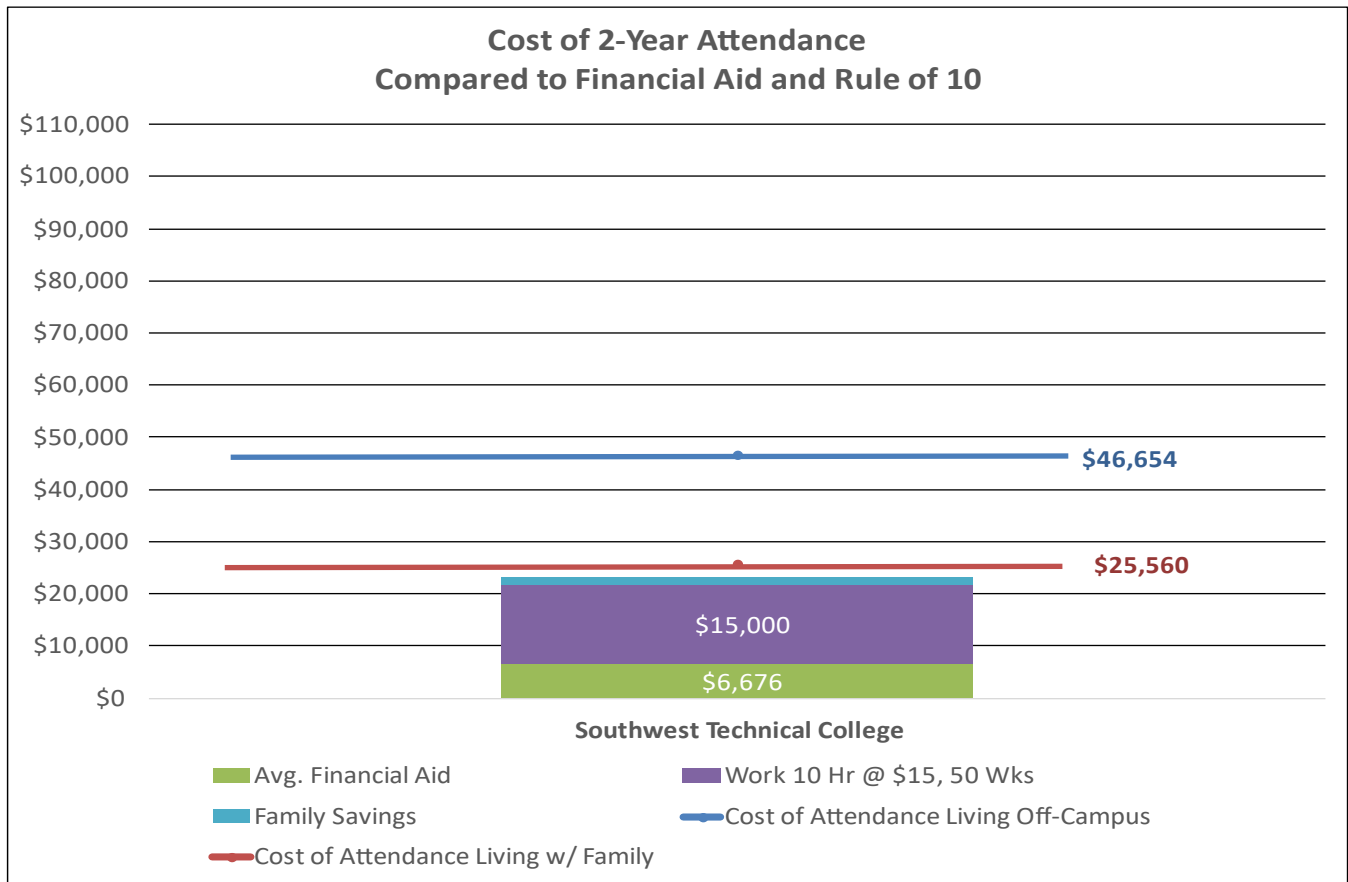
Tuition	2024-25 Current Tuition & Fees	2025-26 Requested Tuition & Fees
Undergraduate	\$2,850	

2022-23 Student Financial Aid

	Number	Average
Any Grant or Scholarship	377	\$3,549
Pell Grants	158	\$4,677
Federal Student Loans	0	\$0

Southwest Technical College Tuition Comparison Utah Resident Undergraduate 2024-25





Sources and Notes:

- 1) Appropriated Instructional Expenses - A-1 actual and budgeted total tax and tuition appropriations
- 2) Tuition and Fees - Data Book Table 4 two semesters of 15 credit hours
- 3) Enrollment and Completion - Institutional Data Resources dashboard all enrollments and awards
- 4) Inflation, Income, and Costs - CPI, HEPI, U.S. Census income by county, IPEDS net price
- 5) Student Financial Aid - IPEDS student financial aid all students
- 6) Appropriated Instructional Costs per Unit - Calculated based on data in 1 and 3
- 7) Tuition & Fee Comparison - WICHE and College Board surveys
- 8) Financial Aid and Lumina Rule of 10 - Individuals can reasonably afford to contribute 10% of their discretionary income, work 10 hours per week, and save for 10 years.
- 9) R510.5.1 - Tuition Annual Review Board policy

Tooele Technical College Annual Tuition Review

2025-26 Tuition Setting Process

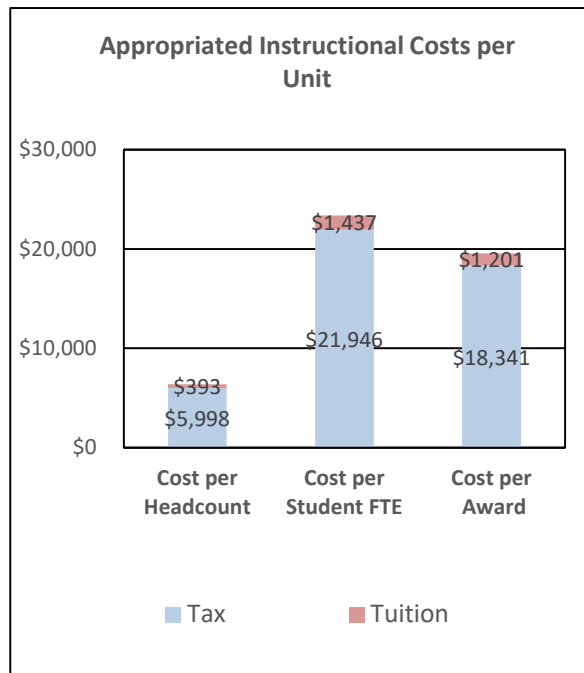
Appropriated Instructional Expenses	2023-24 Actual Expenses	2024-25 Budgeted Expenses
Tax Funds	\$7,593,200	\$9,004,400
Tuition	\$497,032	\$580,300
Other Funds	\$0	\$0
Total Revenues	\$8,090,232	\$9,584,700

2023-24 Enrollment and Completion

Headcount	Annualized Student FTE	Total Awards
1,266	346	414

2023-24 Inflation, Income, and Costs

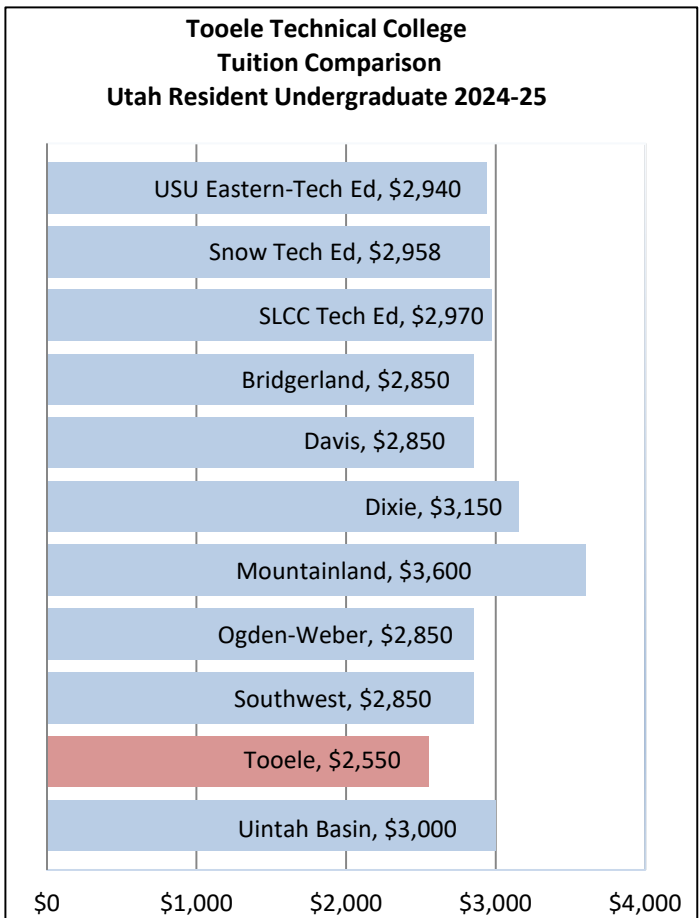
Consumer Price Index	3.3%
Higher Education Price Index	3.4%
Median Household County Income	\$101,846
Average Net Cost	\$7,131

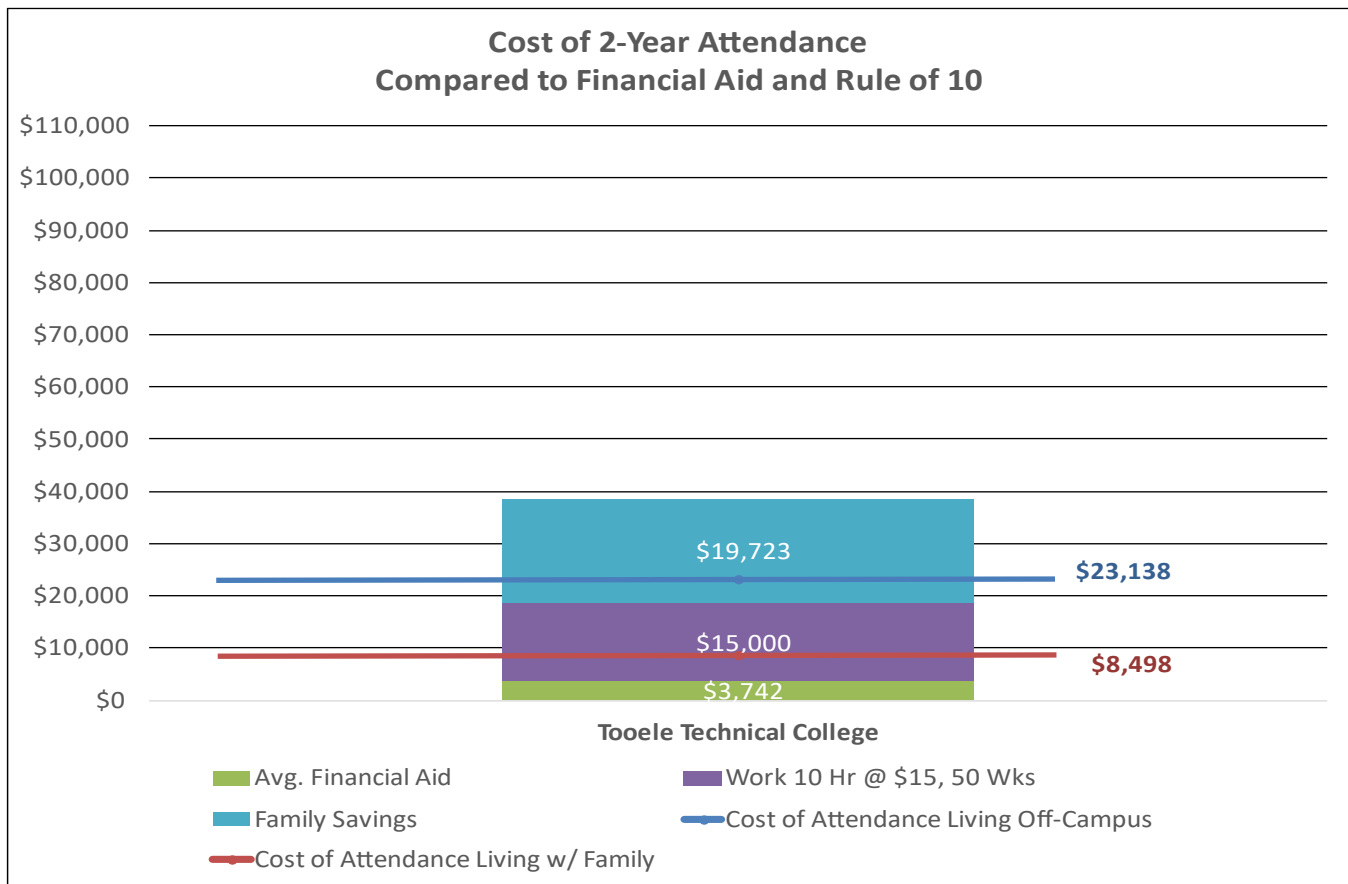


Tuition	2024-25 Current Tuition & Fees	2025-26 Requested Tuition & Fees
Undergraduate	\$2,550	

2022-23 Student Financial Aid

	Number	Average
Any Grant or Scholarship	504	\$2,072
Pell Grants	86	\$3,479
Federal Student Loans	0	\$0





Sources and Notes:

- 1) Appropriated Instructional Expenses - A-1 actual and budgeted total tax and tuition appropriations
- 2) Tuition and Fees - Data Book Table 4 two semesters of 15 credit hours
- 3) Enrollment and Completion - Institutional Data Resources dashboard all enrollments and awards
- 4) Inflation, Income, and Costs - CPI, HEPI, U.S. Census income by county, IPEDS net price
- 5) Student Financial Aid - IPEDS student financial aid all students
- 6) Appropriated Instructional Costs per Unit - Calculated based on data in 1 and 3
- 7) Tuition & Fee Comparison - WICHE and College Board surveys
- 8) Financial Aid and Lumina Rule of 10 - Individuals can reasonably afford to contribute 10% of their discretionary income, work 10 hours per week, and save for 10 years.
- 9) R510.5.1 - Tuition Annual Review Board policy

Uintah Basin Technical College Annual Tuition Review

2025-26 Tuition Setting Process

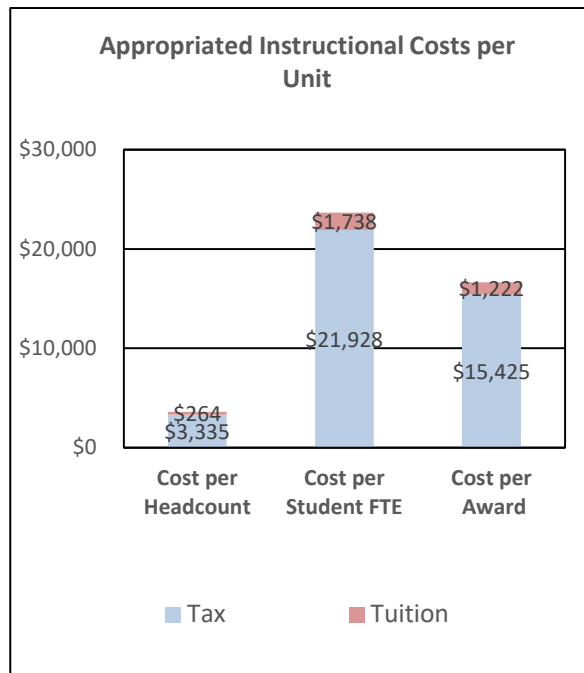
Appropriated Instructional Expenses	2023-24 Actual Expenses	2024-25 Budgeted Expenses
Tax Funds	\$12,170,000	\$14,434,200
Tuition	\$964,519	\$803,533
Other Funds	\$0	\$0
Total Revenues	\$13,134,519	\$15,237,733

2023-24 Enrollment and Completion

Headcount	Annualized Student FTE	Total Awards
3,649	555	789

2023-24 Inflation, Income, and Costs

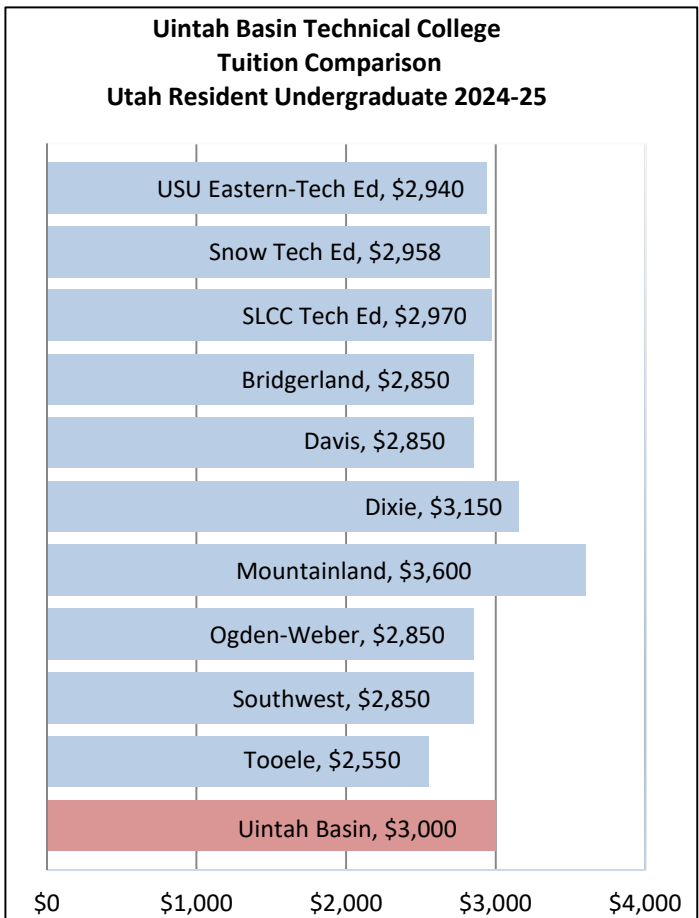
Consumer Price Index	3.3%
Higher Education Price Index	3.4%
Median Household County Income	\$72,664
Average Net Cost	\$5,415

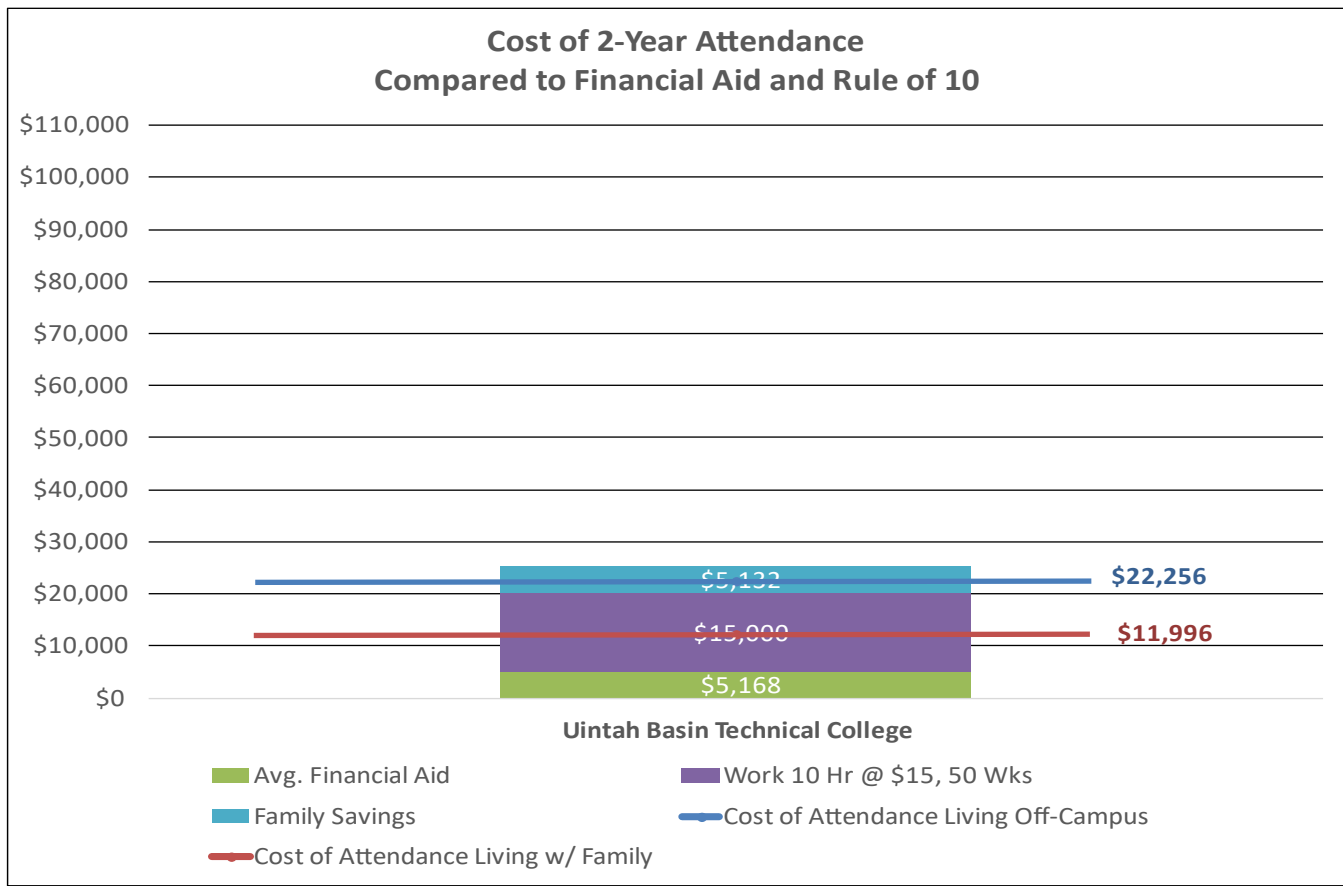


Tuition	2024-25 Current Tuition & Fees	2025-26 Requested Tuition & Fees
Undergraduate	\$3,000	

2022-23 Student Financial Aid

	Number	Average
Any Grant or Scholarship	442	\$1,783
Pell Grants	21	\$5,787
Federal Student Loans	0	\$0





Sources and Notes:

- 1) Appropriated Instructional Expenses - A-1 actual and budgeted total tax and tuition appropriations
- 2) Tuition and Fees - Data Book Table 4 two semesters of 15 credit hours
- 3) Enrollment and Completion - Institutional Data Resources dashboard all enrollments and awards
- 4) Inflation, Income, and Costs - CPI, HEPI, U.S. Census income by county, IPEDS net price
- 5) Student Financial Aid - IPEDS student financial aid all students
- 6) Appropriated Instructional Costs per Unit - Calculated based on data in 1 and 3
- 7) Tuition & Fee Comparison - WICHE and College Board surveys
- 8) Financial Aid and Lumina Rule of 10 - Individuals can reasonably afford to contribute 10% of their discretionary income, work 10 hours per week, and save for 10 years.
- 9) R510.5.1 - Tuition Annual Review Board policy